

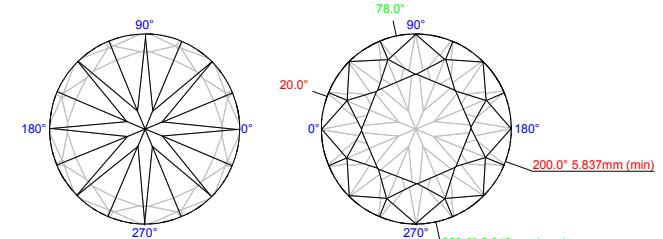
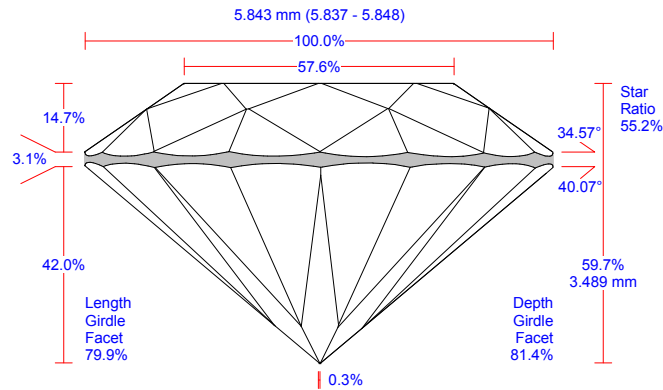
ILLUSTRATED REPORT FOR BRILLIANT

Polished Brilliant

Model st7
 Expert name Makoed A.G.
 Report date 11.12.2007
 Real weight, ct
 Calculated weight, ct 0.73, 0.7314
 Measurements 5.843 (5.837-5.848) x 3.489 /0.007 mm
 Spread 0.01 ct, 1.20%
 AGS Spread 0.01 ct, 0.88%

Average values, mm

Diam	Total height	Crown height	Pav. depth	Table	Culet	Girdle		
						Bezel	Bone	Valley
5.843	3.489	0.856	2.452	3.368	0.020	0.181	0.188	0.087



Appraiser title
 Overall cut quality
 Symmetry appraiser title
 Overall symmetry quality

GIA_PCTG_StarCul
 G
 Internal
 EX

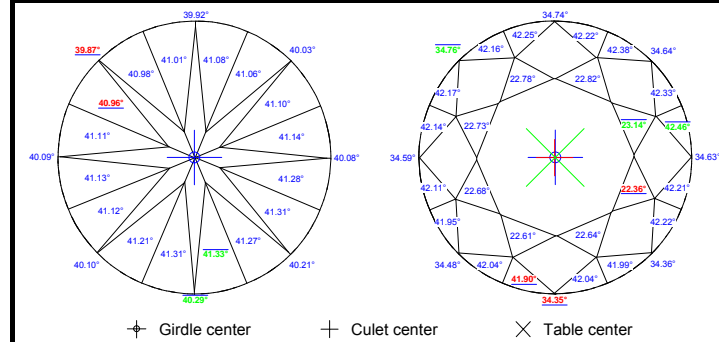
Color	
Clarity	
Polish	
Fluorescence	

Parameter	Avg	Min	Max	Dev	Cut	Sym
Diameter, mm	5.843	5.837	5.848	0.19%	E	EX
Crown angle, °	34.57	34.35	34.76	0.41	Grading	EX
Pavilion angle, °	40.07	39.87	40.29	0.42	Grading	EX
Total height, %	59.72				E	
Crown height, %	14.65	14.52	14.86	0.34	E	EX
Pavilion depth, %	41.96	41.78	42.24	0.46	N/A	EX
Table, %	57.64	57.47	57.81	0.34	Grading	EX
Culet, %	0.34	0.28	0.40	0.12	E	EX
Girdle Bezel, %	3.10	2.87	3.28	0.41	E	EX
Girdle Bone, %	3.22	2.96	3.42	0.47		EX
Girdle Valley, %	1.49	1.26	1.65	0.40	E	EX
Star: Upper ratio, %	55.25: 44.75	54.44: 45.56	56.17: 43.83	1.73	E	EX
Star angle, °	22.72	22.36	23.14	0.79		EX
Upper girdle angle, °	42.16	41.90	42.46	0.56		EX
Length girdle facet, %	79.85	78.74	80.65	1.91	E	EX
Lower girdle angle / Halves angle, °	41.15	40.96	41.33	0.37		EX
Twist, °	0.14	0.02	0.40	0.39		EX
Crown height, mm	0.856	0.848	0.868	0.020	E	EX
Pavilion depth, mm	2.452	2.441	2.468	0.027	N/A	EX
Table, mm	3.368	3.358	3.378	0.020	Grading	EX
Culet, mm	0.020	0.016	0.023	0.007	E	EX
Girdle Bezel, mm	0.181	0.168	0.192	0.024	E	EX
Girdle Bone, mm	0.188	0.173	0.200	0.027		EX
Girdle Valley, mm	0.087	0.073	0.096	0.023	E	EX

Measurement as per OctoNus theory:

Crown angle, °	34.57	34.55	34.61	0.06		
Pavilion angle, °	40.07	40.04	40.10	0.07		
Fish eye effect, °			4.86		N/A	
Culet through Crown Bezel, °			12.79		N/A	

Parameter, °	1	2	3	4	5	6	7	8
Pav. azimuths dev. from ideal	0.00	0.10	0.07	0.22	0.13	0.11	0.14	-0.08
Crown azimuths dev. from ideal	0.15	0.11	0.22	0.30	-0.06	0.06	0.03	0.32
Crown painting	-0.09	-0.19	-0.10	0.23	-0.43	0.11	-0.37	0.05
Pavilion painting	0.00	0.40	-0.40	-0.19	-0.23	-0.22	-0.22	-0.20
	-0.48	-0.05	-0.29	0.34	-0.51	0.59	-0.34	-0.21
	-0.82	0.45	-0.36	-0.10	-0.62	0.14	-0.21	1.02



Offset by table axis

Girdle-Culet	0.26 ± 0.22, %	0.015 ± 0.013, mm
Girdle-Table	0.03 ± 0.20, %	0.002 ± 0.011, mm
Table-Culet	0.23 ± 0.23, %	0.014 ± 0.014, mm

1	2	3	4	5	6	7	8
5.846	5.844	5.844	5.843				
34.59	34.76	34.74	34.64	34.63	34.36	34.35	34.48
40.08	40.03	39.92	39.87	40.09	40.10	40.29	40.21
14.69	14.86	14.70	14.64	14.65	14.54	14.60	14.52
41.78	41.84	41.83	41.79	42.19	41.96	42.24	42.04
57.64	57.47	57.62	57.81				
3.23	3.00	3.17	3.28	2.89	3.22	2.87	3.13
3.40	3.06	3.33	2.96	3.09	3.18	3.33	3.42
1.63	1.54	1.48	1.36	1.59	1.65	1.51	1.36
1.26	1.50	1.48	1.35	1.35	1.55	1.59	1.65
54.56: 45.44	54.72: 45.28	56.17: 43.83	55.04: 44.96	54.44: 45.56	55.67: 44.33	55.88: 44.12	55.49: 44.51
22.73	22.78	22.82	23.14	22.36	22.64	22.61	22.68
42.14	42.17	42.16	42.25	42.22	42.38	42.33	42.46
42.21	42.22	41.99	42.04	41.90	42.04	41.95	42.11
79.72	80.59	79.99	78.74	79.48	79.29	78.95	79.52
79.67	79.99	79.87	80.65	80.07	80.42	80.30	80.36
41.14	41.10	41.06	41.08	41.01	40.98	40.96	41.11
41.13	41.12	41.21	41.31	41.33	41.27	41.31	41.28
0.15	0.02	0.15	0.08	0.19	0.04	0.11	0.40
0.859	0.868	0.859	0.856	0.856	0.849	0.853	0.848
2.441	2.445	2.444	2.442	2.465	2.452	2.468	2.456
3.368	3.358	3.367	3.378				
0.189	0.175	0.185	0.192	0.169	0.188	0.168	0.183
0.198	0.179	0.195	0.173	0.180	0.186	0.194	0.200
0.095	0.090	0.087	0.079	0.093	0.096	0.088	0.080
0.073	0.088	0.086	0.079	0.079	0.090	0.093	0.096

34.61	34.56	34.55	34.56				
40.08	40.07	40.10	40.04				
Extra Facet / Nat	No						
Girdle to MIC, mm	0.007						

Paint / Dug	Avg	Type	Sym	Dev	Sym
Crown, °	-0.12		EX	-0.43	EX
Crown, notch	0.0, Negligible			0.1	
Pavilion, °	-0.09		EX	1.02	EX
Pavilion, notch	0.0, Negligible			0.3	

