

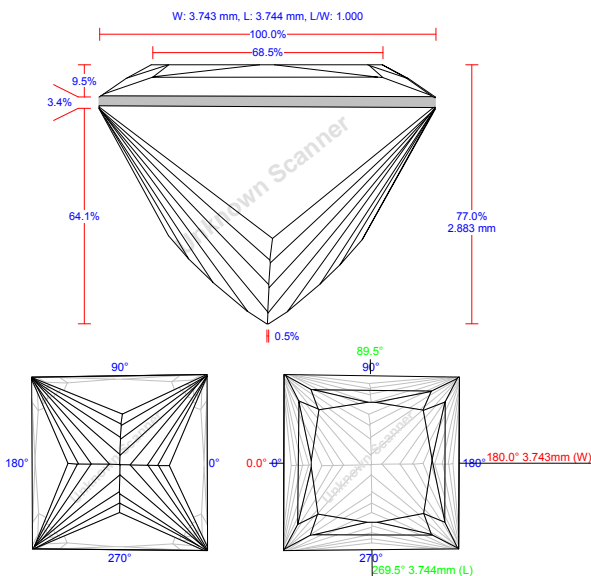
DIAMCALC ILLUSTRATED REPORT

Polished Prince

Model
 Expert name
 Report date
 Real weight, ct
 Calculated weight, ct 0.32, 0.3267
 Spread -0.05 ct, -17.31 %
 Total height 2.883 mm, 77.03 %
 Extra Facet / Nat No

Average values, mm

Crown height: Side	Pavilion height: Side	Table: Side	Girdle: Side	Culet
0.357	2.400	2.563	0.127	0.020

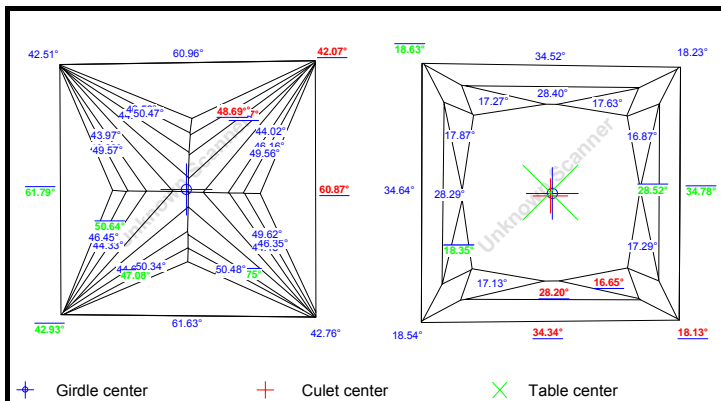


Appraiser title AGS_2005
 Overall cut quality 3
 Overall symmetry quality VG

Symmetry	
Polish	
Color	
Clarity	
Fluorescence	

Parameters	Avg	Min	Max	Dev	Cut	Sym
Corner width, %	140.33	140.27	140.39	0.12	-	-
Crown Side, %	9.53	9.36	9.67	0.31	N/A	EX
height Corner, %	9.50	9.29	9.78	0.50	-	-
Pavilion Side, %	64.12	63.74	64.58	0.84	N/A	VG
height: Corner, %	64.20	63.87	64.86	0.99	-	-
Total height, %	77.03				N/A	
Table: Side, %	68.47	68.23	68.71	0.48	N/A	EX
Table: Corn, %	59.73	59.65	59.81	0.15	-	-
Corn w.r.t. Width, %	83.82	83.68	83.97	0.29	-	-
Girdle Side, %	3.38	3.09	3.72	0.63	-	EX
Thickn. Corner, %	3.33	2.89	3.80	0.91	-	VG
Culet, %	0.53	0.32	0.61	0.30	N/A	EX
Corner width, mm	5.252	5.250	5.255	0.005	-	-
Crown Side, mm	0.357	0.350	0.362	0.012	-	-
height Corner, mm	0.356	0.348	0.366	0.019	-	-
Pavilion Side, mm	2.400	2.386	2.417	0.032	-	-
height: Corner, mm	2.403	2.391	2.428	0.037	-	-
Total height, mm	2.883				-	-
Table: Side, mm	2.563	2.555	2.572	0.017	-	-
Table: Corner, mm	3.137	3.132	3.143	0.011	-	-
Girdle Side, mm	0.127	0.116	0.139	0.024	-	-
Thickn. Corner, mm	0.125	0.108	0.142	0.034	-	-
Culet, mm	0.020	0.012	0.023	0.011	-	-

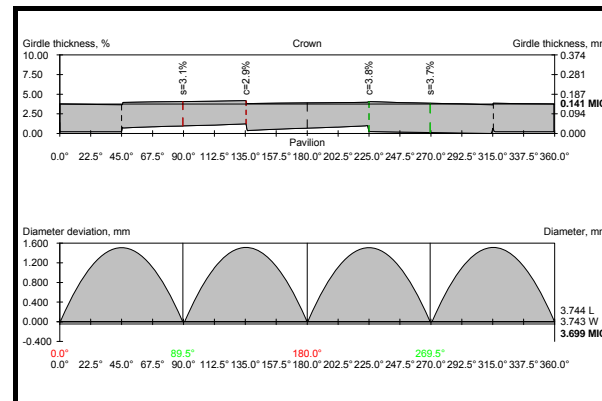
Facet angles, °	Avg	Min	Max	Dev	Cut	Sym
Crown Main 1	34.57	34.34	34.78	0.45	-	-
Crown Main 2	28.35	28.20	28.52	0.32	-	-
Crown Star 1	17.38	16.65	18.35	1.70	-	-
Crown Star 2	17.38	16.65	18.35	1.70	-	-
Crown Corner	18.38	18.13	18.63	0.50	-	-
Pavilion Main	61.31	60.87	61.79	0.92	-	-
Chevron 1	44.16	43.27	44.75	1.48	-	-
Chevron 2	46.34	45.21	47.08	1.88	-	-
Chevron 3	49.92	48.69	50.64	1.95	-	-
Chevron 4	N/A	N/A	N/A	N/A	-	-
Chevron 5	N/A	N/A	N/A	N/A	-	-
Pavilion Corner	42.57	42.07	42.93	0.85	-	-



Girdle-Culet offset (by table axis)	Girdle-Table Offset (by table axis)	Table-Culet Offset (by table axis)
1.19 ± 0.32, %	0.85 ± 0.28, %	1.31 ± 0.33, %
0.045 ± 0.012, mm	0.032 ± 0.010, mm	0.049 ± 0.013, mm

1	2	3	4	Facet azimuth angles
140.39	140.27			133.79° 91.03° 43.21°
9.67	9.36	9.53	9.57	110.54° 74.83° 28.01° 91.14° 39.97°
9.78	9.29	9.36	9.57	150.15° 165.25° 183.85° 202.53° 251.02°
63.84	64.58	64.30	63.74	344.90° 353.47° 263.43° 263.43° 263.43°
63.90	64.86	63.87	64.18	224.51° 269.36° 313.35°
68.71	68.23			
59.81	59.65			
83.97	83.68			
3.52	3.09	3.20	3.72	
3.35	2.89	3.80	3.29	
5.255	5.250			
0.362	0.350	0.357	0.358	44.29° 90.67° 133.88°
0.366	0.348	0.350	0.358	81.22° 90.69° 99.25° 169.81°
2.389	2.417	2.407	2.386	8.60° 0.32° 0.23° 180.10° 180.13°
2.392	2.428	2.391	2.402	351.79° 189.11° 279.64° 269.72° 259.10°
2.572	2.555			
3.143	3.132			
0.132	0.116	0.120	0.139	314.27° 269.81° 224.24°
0.125	0.108	0.142	0.123	

1	2	3	4	5	6	7	8
34.64	34.52	34.78	34.34				
28.29	28.40	28.52	28.20				
17.87	17.27	17.63	16.87	17.29	16.65	17.13	18.35
17.87	17.27	17.63	16.87	17.29	16.65	17.13	18.35
18.63	18.23	18.13	18.54				
60.87	60.96	61.79	61.63				
44.02	43.27	44.14	43.97	44.33	44.68	44.75	44.13
46.16	45.21	46.56	46.09	46.45	47.08	46.81	46.35
49.56	48.69	50.47	49.57	50.64	50.34	50.48	49.62
N/A	N/A	N/A	N/A	N/A	N/A	N/A	N/A
N/A	N/A	N/A	N/A	N/A	N/A	N/A	N/A
42.07	42.51	42.93	42.76				



Width	3.743 mm	L/W ratio	1.000
Length	3.744 mm	Corner width ratio	1.001
Girdle to MIS	-		
Girdle to table-culet line offset	0.78 %, 0.029 mm		