

Illustrated report for rounded fancies

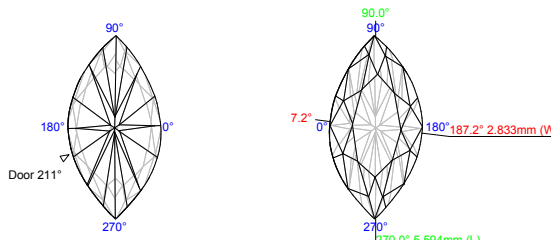
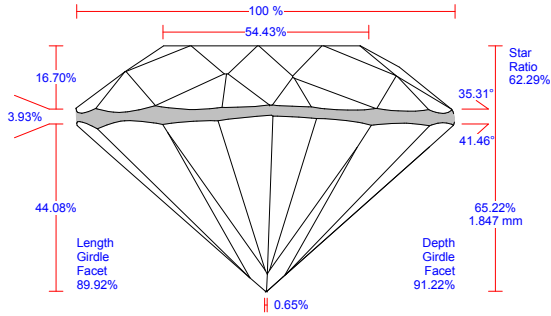
Polished Marquise 10.09.2010

Model Simple
 Expert name Makoed A.G.
 Real weight, ct
 Calculated weight, ct 0.15, 0.1579
 Spread 0.04 ct, 19.49%
 Extra Facet Girdle / Nat No

Width	Length	Ratio (L/W)	Diameter Minimum	Diameter Maximum	Total height
2.833 mm	5.594 mm	1.975	2.833 mm	5.594 mm	1.847 mm

Crown height	Pavilion depth	Table	Culet	Girdle		
				Bezel	Bone	Valley
0.473 mm	1.249 mm	2.318 mm	0.018 mm	0.111 mm	0.112 mm	0.071 mm

W: 2.833 mm, L: 5.594 mm, L/W: 1.975



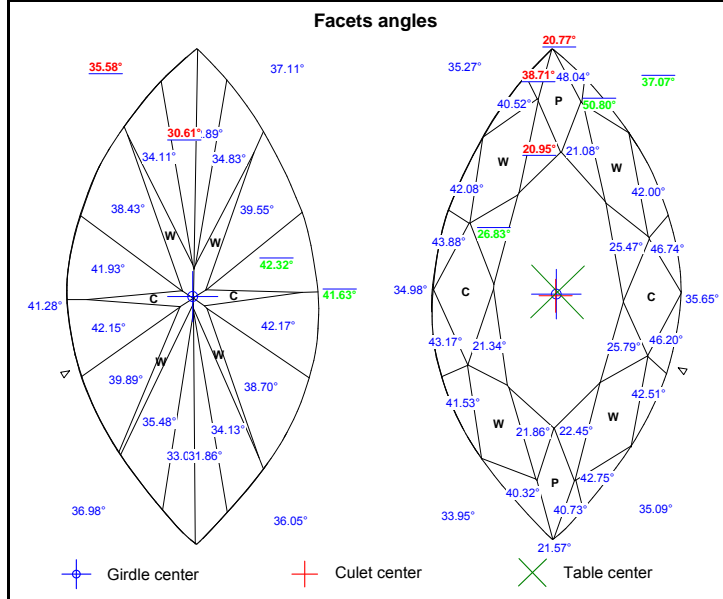
Appraiser title
 Overall cut quality
 Symmetry appraiser title
 Overall symmetry quality

GIA_PCTG_StarCul
 N/A
 Internal
 PR

Color	
Clarity	
Polish	
Fluorescence	

Parameters	Avg	Min	Max	Dev	Cut	Sym
Diameter, mm		2.833	5.594	2.761	N/A	
Crown curve angle, °	35.31	34.98	35.65	0.67		
Crown head angle, °	N/A	N/A	N/A	N/A		
Crown point angle, °	21.17	20.77	21.57	0.80		
Crown wing angle, °	35.35	33.95	37.07	3.12		
Pavilion curve angle, °	41.46	41.28	41.63	0.35		
Pavilion head angle, °	N/A	N/A	N/A	N/A		
Pavilion point angle, °	N/A	N/A	N/A	N/A		
Pavilion wing angle, °	36.43	35.58	37.11	1.53		
Table, %	54.43	52.65	56.20	3.55	N/A	FR
Culet, %	0.65	0.40	0.91	0.51	N/A	EX
Girdle Bezel, %	3.93	2.88	4.60	1.72	N/A	GD
Girdle Bone, %	3.95	2.63	5.39	2.76		FR
Girdle Valley, %	2.51	1.66	3.20	1.54	N/A	GD
Twist, °	2.84	0.12	8.62	8.50		PR
Star : Upper ratio, %	62.29: 37.71	54.18: 45.82	71.83: 28.17	17.65		PR
Star angle, °	23.22	20.95	26.83	5.88		PR
Upper girdle angle, °	43.33	38.71	50.80	12.09		PR
Lower girdle angle, °	37.01	30.61	42.32	11.70		PR
Crown height, %	16.70	15.79	17.61	1.82	N/A	GD
Pavilion depth, %	44.08	43.78	44.34	0.56	N/A	EX
Total height, %	65.22				N/A	

Azimuths, °	1	2	3	4	5	6	7	8
Star azimuth	15.0	45.8	138.4	169.9	196.1	225.2	312.1	351.9
Upper girdle azimuth	10.9	24.8	34.1	41.7	134.0	140.5	155.7	170.4
Lower girdle azimuth	11.1	25.9	41.2	46.9	124.9	137.5	151.8	172.5
	190.9	205.6	219.2	225.8	312.4	319.2	332.9	354.4



1	2	3	4	Offset by table axis			
				Distance	Width wise	Length wise	
34.98	35.65						
N/A	N/A	N/A		Culet-Table, %			
20.77	21.57			1.73 ± 0.43	0.73	1.57	
35.27	37.07	35.09	33.95	Girdle-Culet, %			
41.63	41.28	N/A	N/A	0.71 ± 0.41	0.25	0.67	
N/A	N/A	N/A		Girdle-Table, %			
N/A	N/A			1.02 ± 0.39	0.48	0.90	
37.11	35.58	36.98	36.05	Girdle to table-culet line offset			
52.65		56.20		0.52 %, 0.015 mm			
1	2	3	4	5	6	7	8
4.17	4.33	2.88	4.60	4.43	4.38	2.93	3.71
4.28	2.97	3.43	5.33	4.51	3.08	2.63	5.39
2.50	3.20	2.63	2.78	2.65	3.11	2.29	2.33
2.60	2.77	2.88	2.18	2.10	2.61	1.81	1.66
3.93	2.00	8.62	0.12	1.38	1.01	N/A	N/A

Girdle length-wise asymmetry Girdle width-wise asymmetry All-round girdle asymmetry removal

