

Illustrated report for rounded fancies

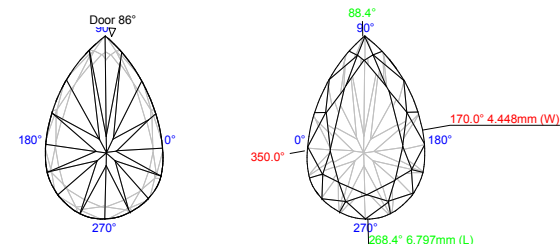
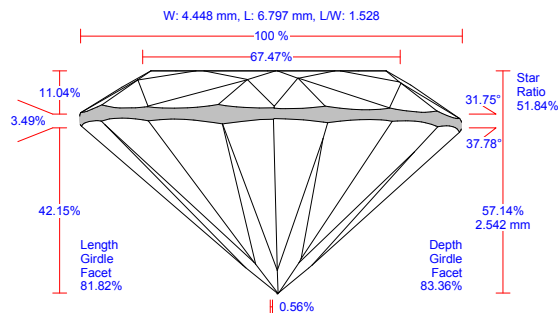
Polished Pear

10.09.2010

Model Simple
 Expert name Makoed A.G.
 Real weight, ct 1.00
 Calculated weight, ct 0.43, 0.4319
 Spread 0.10 ct, 18.78%
 Extra Facet Girdle / Nat No

Width	Length	Ratio (L/W)	Diameter Minimum	Diameter Maximum	Total height
4.448 mm	6.797 mm	1.528	4.366 mm	6.797 mm	2.542 mm

Crown height	Pavilion depth	Table	Culet	Girdle		
				Bezel	Bone	Valley
0.491 mm	1.875 mm	3.838 mm	0.025 mm	0.155 mm	0.189 mm	0.105 mm



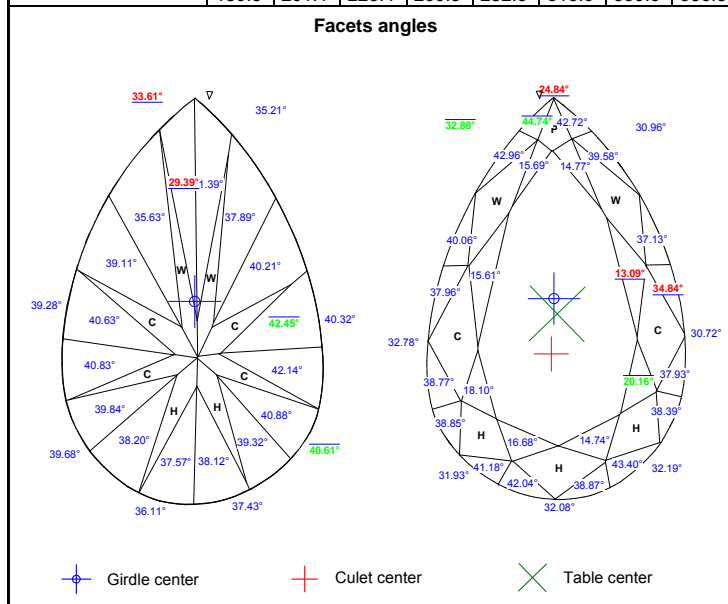
Appraiser title
 Overall cut quality
 Symmetry appraiser title
 Overall symmetry quality

AGS_2005
 N/A
 Internal
 PR

Color	
Clarity	
Polish	
Fluorescence	

Parameters	Avg	Min	Max	Dev	Cut	Sym
Diameter, mm		4.366	6.797	2.431	N/A	
Crown curve angle, °	31.75	30.72	32.78	2.06		
Crown head angle, °	32.07	31.93	32.19	0.26		
Crown point angle, °	24.84	24.84	24.84	0.00		
Crown wing angle, °	31.92	30.96	32.88	1.92		
Pavilion curve angle, °	39.97	39.28	40.61	1.33		
Pavilion head angle, °	36.77	36.11	37.43	1.32		
Pavilion point angle, °	N/A	N/A	N/A	N/A		
Pavilion wing angle, °	34.41	33.61	35.21	1.60		
Table, %	67.47	61.54	73.41	11.87	N/A	PR
Culet, %	0.56	0.23	0.79	0.56	N/A	EX
Girdle Bezel, %	3.49	2.65	4.15	1.50	N/A	GD
Girdle Bone, %	4.25	2.90	5.84	2.94		FR
Girdle Valley, %	2.37	1.00	2.82	1.82	N/A	GD
Twist, °	8.72	3.91	12.84	8.93		PR
Star :	51.84:	44.70:	57.03:	12.33		PR
Upper ratio, %	48.16	55.30	42.97			
Star angle, °	16.10	13.09	20.16	7.07		PR
Upper girdle angle, °	39.96	34.84	44.74	9.91		PR
Lower girdle angle, °	38.35	29.39	42.45	13.07		PR
Crown height, %	11.04	9.22	12.75	3.53	N/A	FR
Pavilion depth, %	42.15	39.56	44.24	4.67	N/A	PR
Total height, %	57.14				N/A	

Azimuths, °	1	2	3	4	5	6	7	8
Star azimuth	13.1	35.3	140.0	165.6	192.8	243.0	293.5	344.9
Upper girdle azimuth	6.7	22.0	34.0	47.6	128.8	144.1	155.0	174.5
Lower girdle azimuth	14.1	26.5	33.7	50.5	124.8	144.4	156.2	165.7
	180.8	201.1	225.4	260.5	282.5	313.6	330.6	356.8



1	2	3	4	Offset by table axis			
				Distance	Width wise	Length wise	
32.78	30.72						
32.19	32.08	31.93		Culet-Table, %			
24.84	N/A			15.39 ± 0.29	2.24	15.23	
32.88	30.96	N/A	N/A	Girdle-Culet, %			
40.61	40.32	39.28	39.68	21.04 ± 0.28 1.02 21.02			
36.11	37.43	N/A		Girdle-Table, %			
N/A	N/A			5.91 ± 0.25	1.22	5.79	
35.21	33.61	N/A	N/A	Girdle to table-culet line offset			
61.54		73.41		9.01 %, 0.401 mm			
1	2	3	4	5	6	7	8
3.39	3.27	2.65	3.60	3.49	3.85	4.15	3.51
3.91	4.18	4.83	4.11	3.22	5.84	4.99	2.90
2.28	2.41	2.50	2.63	2.70	2.80	2.61	2.70
2.01	2.14	2.65	2.78	2.34	2.82	1.00	1.48
12.84	3.91	9.43	8.69	N/A	N/A	N/A	N/A

