Illustrated Report For Step Cut

Polished Triangle 04.10.2012

Model	Simple
Expert name	N/A
Scale weight, ct	
Model mass, ct	2.55, 2.5575
Spread	-0.02 ct, -0.95 %
Extra Facet Girdle / Nat	No

Width	Length	Ratio (L/W)	Diameter Minimum	Diameter Maximum	MIC
9.048 mm	10.725 mm	1.185	9.048 mm	10.725 mm	7.041 mm

Total height	Crown height	Pavilion height	Table	Girdle	Culet length
4.291 mm 47.43 %	0.915 mm	3.103 mm	6.687 mm	0.274 mm	0.030 mm 0.28 %

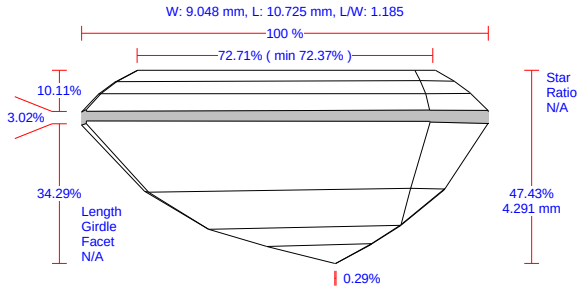

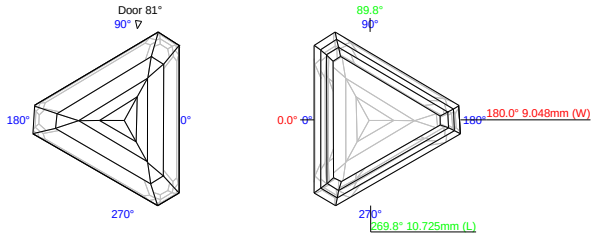

Appraiser title	N/A
Overall cut quality	N/A
Symmetry appraiser title	Internal
Overall symmetry quality	PR
Model building info	The model is built correctly

Color	
Clarity	
Polish	
Fluorescence	

Parameters	Avg	Min	Max	Dev
Crown height, %	10.11	9.86	10.60	0.74
Pavilion height, %	34.29	33.71	34.91	1.20
Table, %	72.71	72.37	73.29	0.93
Girdle thickness, %	3.02	2.65	3.33	0.68
Corner angle width, %	49.68	38.40	61.51	23.11
Corner angle length, %	30.06	9.58	50.78	41.20
Crown Main 1 height, %	4.58	4.32	4.72	0.39
Crown Main 2 height, %	3.19	3.16	3.22	0.05
Crown Main 3 height, %	2.82	2.63	3.05	0.41
Crown Corner 1 height, %	4.56	4.17	5.04	0.87
Crown Corner 2 height, %	3.33	3.14	3.62	0.48
Crown Corner 3 height, %	2.87	2.68	2.99	0.30
Pavilion Main 1 height, %	16.70	16.25	17.50	1.26
Pavilion Main 2 height, %	9.66	9.27	10.06	0.80
Pavilion Main 3 height, %	5.00	4.74	5.18	0.44
Pavilion Main 4 height, %	4.66	4.29	4.85	0.56
Pavilion Corner 1 height, %	16.55	16.34	16.88	0.54
Pavilion Corner 2 height, %	8.99	8.72	9.33	0.61
Pavilion Corner 3 height, %	N/A	N/A	N/A	N/A
Pavilion Corner 4 height, %	N/A	N/A	N/A	N/A
Crown Main 1 angle, °	46.46	44.29	48.31	4.03
Crown Main 2 angle, °	37.93	36.26	38.86	2.60
Crown Main 3 angle, °	30.97	28.84	33.90	5.06
Crown Corner 1 angle, °	43.09	40.58	47.06	6.48
Crown Corner 2 angle, °	33.67	30.96	36.83	5.87
Crown Corner 3 angle, °	25.41	23.33	27.95	4.62
Pavilion Main 1 angle, °	55.59	53.91	56.57	2.66
Pavilion Main 2 angle, °	38.19	37.04	39.31	2.27
Pavilion Main 3 angle, °	31.26	30.21	32.46	2.24
Pavilion Main 4 angle, °	27.36	26.75	28.48	1.73
Pavilion Corner 1 angle, °	45.81	44.24	47.04	2.80
Pavilion Corner 2 angle, °	32.50	31.20	33.17	1.97
Pavilion Corner 3 angle, °	N/A	N/A	N/A	N/A
Pavilion Corner 4 angle, °	N/A	N/A	N/A	N/A
Girdle facet angle, °	88.98	88.01	89.76	1.75

Facets angles

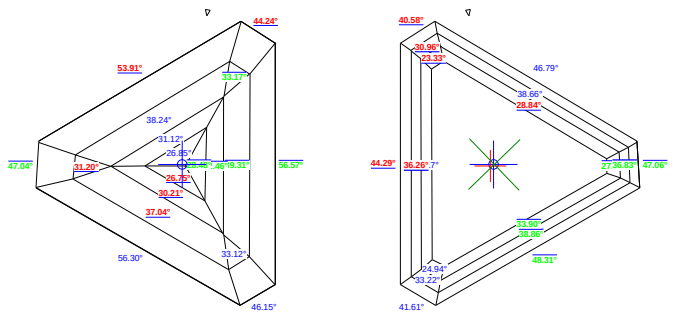

Girdle center | Culet center | Table center | MIC center

Girdle-Culet offset by table axis	1.48 ± 0.71, %	0.133 ± 0.064, mm
Girdle-Table offset by table axis	0.30 ± 0.69, %	0.027 ± 0.062, mm
Table-Culet offset by table axis	1.75 ± 0.72, %	0.159 ± 0.065, mm
Girdle to table-culet line offset	0.16 %, 0.014 mm	

Facets azimuths

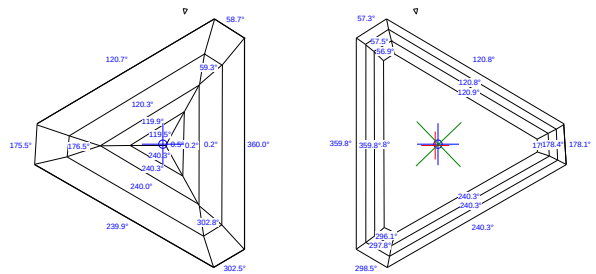

Facets heights (%)

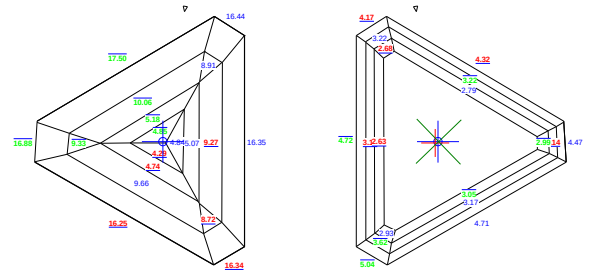

Girdle facets angles & MIC

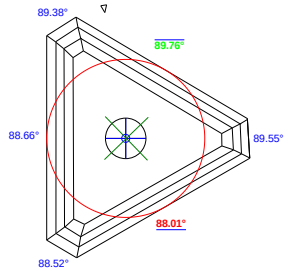

Girdle facets azimuths & MIC

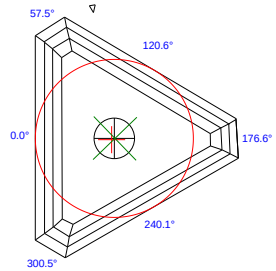

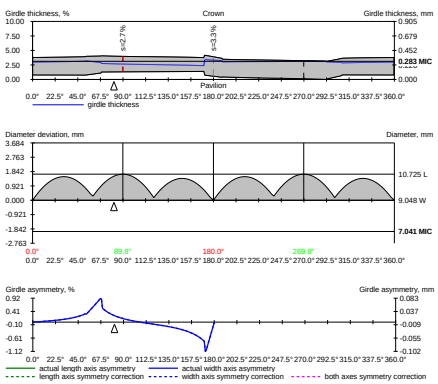

Actual Width axis asymmetry, girdle sides & internal angles

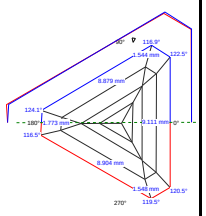

area loss = 0.57%
mass loss = 0.07%
mass loss = 0.0017ct

Width-wise culet shift ratio (by width)	5.647 mm, 62.41 %	3.401 mm, 37.59 %
Length-wise culet shift ratio (by width)	5.263 mm, 58.17 %	5.462 mm, 60.36 %
Length-wise culet shift ratio (by length)	5.263 mm, 49.07 %	5.462 mm, 50.93 %