

# ILLUSTRATED REPORT FOR BRILLIANT

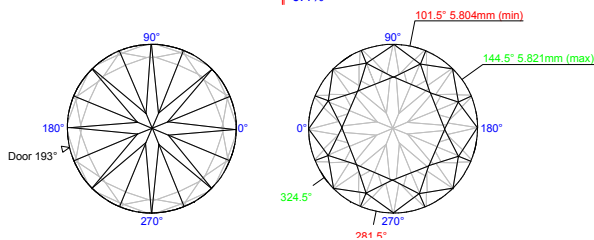
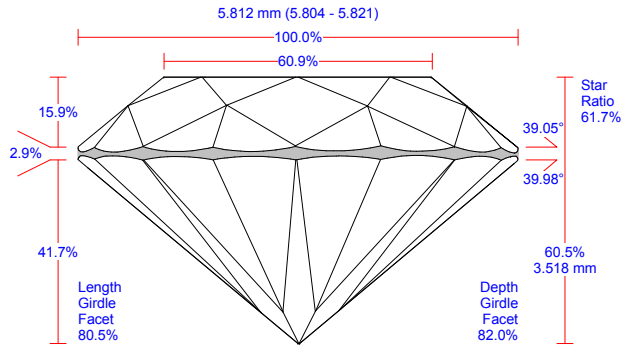
Polished Brilliant

02.08.2008

Model Simple  
 Expert name Makoed A.G.  
 Real weight, ct  
 Calculated weight, ct 0.74, 0.7431  
 Measurements 5.812 (5.804 - 5.821) x 3.518 /0.010 mm  
 Spread -0.01 ct, -1.78 %  
 AGS Spread N/A ct, N/A %  
 Extra Facet / Nat No

Width	Length	Ratio (L/W)	Diameter Minimum	Diameter Maximum	Diameter Average	Total height
5.804 mm	5.821 mm	1.003	5.804 mm	5.821 mm	5.812 mm	3.518 mm

Crown height	Pavilion depth	Table	Culet	Girdle		
				Bezel	Bone	Valley
0.923 mm	2.426 mm	3.542 mm	0.022 mm	0.169 mm	0.166 mm	0.055 mm



Appraiser title  
 Overall cut quality  
 Symmetry appraiser title  
 Overall symmetry quality

GIA\_PCTG\_StarCul  
 G  
 Internal  
 VG

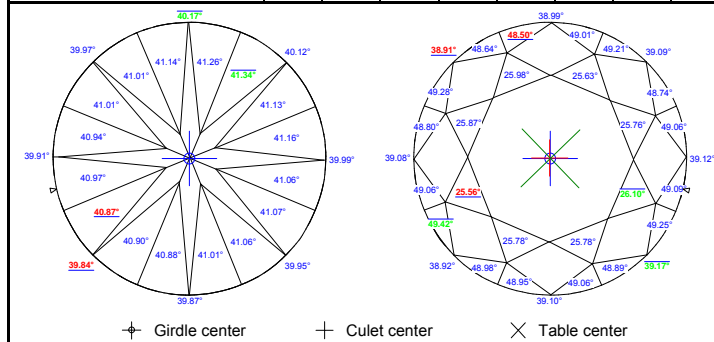
<b>Color</b>	
<b>Clarity</b>	
<b>Polish</b>	
<b>Fluorescence</b>	

Parameter	Avg	Min	Max	Dev	Cut	Sym
Diameter, mm	5.812	5.804	5.821	0.29%	E	EX
Crown angle, °	39.05	38.91	39.17	0.26	Grading	EX
Pavilion angle, °	39.98	39.84	40.17	0.32	Grading	EX
Total height, %	60.53				E	
Crown height, %	15.88	15.79	16.06	0.28	E	EX
Pavilion depth, %	41.74	41.64	41.83	0.20	N/A	EX
Table, %	60.95	60.78	61.05	0.27	Grading	EX
Culet, %	0.39	0.33	0.41	0.08	E	EX
Girdle Bezel, %	2.90	2.78	3.02	0.25	E	EX
Girdle Bone, %	2.85	2.65	3.09	0.44		EX
Girdle Valley, %	0.95	0.72	1.17	0.45	E	EX
Star: Upper ratio, %	61.69: 38.31	60.59: 39.41	63.53: 36.47	2.94	E	VG
Star angle, °	25.81	25.56	26.10	0.53		EX
Upper girdle angle, °	49.00	48.50	49.42	0.92		EX
Length girdle facet, %	80.46	78.99	81.69	2.70	E	EX
Lower girdle angle / Halves angle, °	41.05	40.87	41.34	0.47		EX
Twist, °	0.81	0.20	1.46	1.26		VG
Crown height, mm	0.923	0.917	0.934	0.016	E	EX
Pavilion depth, mm	2.426	2.420	2.431	0.012	N/A	EX
Table, mm	3.542	3.532	3.548	0.016	Grading	EX
Culet, mm	0.022	0.019	0.024	0.005	E	EX
Girdle Bezel, mm	0.169	0.161	0.176	0.014	E	EX
Girdle Bone, mm	0.166	0.154	0.180	0.026		EX
Girdle Valley, mm	0.055	0.042	0.068	0.026	E	EX

Measurement as per OctoNus theory:

Crown angle, °	39.05	39.01	39.10	0.10		
Pavilion angle, °	39.98	39.95	40.02	0.07		
Fish eye effect, °			2.47		N/A	
Culet through Crown Bezel, °			7.91		N/A	

Parameter, °	1	2	3	4	5	6	7	8
Pav. azimuths dev. from ideal	0.00	-0.56	-0.10	-0.15	-0.65	-0.74	-0.83	-0.05
Crown azimuths dev. from ideal	0.46	0.22	0.38	0.41	0.63	0.48	0.64	0.16
Crown painting	-0.61	0.89	-0.49	-0.71	0.34	0.72	-0.50	0.81
Pavilion painting	-0.27	-0.47	1.17	-0.30	0.18	-0.05	0.31	-0.17
	0.23	-0.55	0.82	-0.73	0.72	0.39	-0.04	0.31



Girdle-Culet offset by table axis	0.28 ± 0.22, %	0.016 ± 0.013, mm
Girdle-Table offset by table axis	0.10 ± 0.20, %	0.006 ± 0.011, mm
Table-Culet offset by table axis	0.33 ± 0.23, %	0.019 ± 0.014, mm
Girdle to table-culet line offset	0.08 %, 0.005 mm	

1	2	3	4	5	6	7	8
5.813	5.815	5.810	5.811				
39.08	38.91	38.99	39.09	39.12	39.17	39.10	38.92
39.99	40.12	40.17	39.97	39.91	39.84	39.87	39.95
16.06	15.80	15.79	15.79	15.89	15.93	15.91	15.89
41.64	41.73	41.76	41.72	41.83	41.76	41.82	41.66
60.78	60.99	61.05	60.98				
2.83	2.99	2.98	3.02	2.80	2.84	2.78	2.97
2.80	3.05	2.79	2.65	3.07	2.66	2.71	3.09
0.72	0.96	0.95	1.17	1.09	1.16	0.87	0.85
0.92	1.03	0.86	0.88	0.93	0.79	1.02	1.00
61.80:	62.10:	61.24:	61.25:	63.53:	60.98:	60.59:	62.01:
38.20:	37.90:	38.76:	38.75:	36.47:	39.02:	39.41:	37.99:
25.87	25.98	25.63	25.76	26.10	25.78	25.78	25.56
48.80	49.28	48.64	48.50	49.01	49.21	48.74	49.06
49.09	49.25	48.89	49.06	48.95	48.98	49.42	49.06
79.58	80.42	80.34	80.78	80.85	81.34	80.94	81.69
81.51	81.17	81.49	80.19	79.68	79.09	79.23	78.99
41.16	41.13	41.34	41.26	41.14	41.01	41.01	40.94
40.97	40.87	40.90	40.88	41.01	41.06	41.07	41.06
0.46	0.78	0.48	0.56	1.28	1.22	1.46	0.20
0.934	0.918	0.917	0.918	0.924	0.926	0.924	0.923
2.420	2.425	2.427	2.424	2.431	2.427	2.430	2.421
3.532	3.544	3.548	3.544				
0.164	0.174	0.173	0.176	0.163	0.165	0.161	0.173
0.163	0.177	0.162	0.154	0.179	0.155	0.158	0.180
0.042	0.056	0.055	0.068	0.063	0.068	0.050	0.050
0.053	0.060	0.050	0.051	0.054	0.046	0.059	0.058

39.10	39.04	39.05	39.01				
39.95	39.98	40.02	39.96				
MIC, mm	5.794						
Girdle to MIC, mm	0.010						

Paint / Dug	Avg	Type	Sym	Dev	Sym
Crown, °	0.12		EX	-0.97	EX
Crown, notch.	0.0, Negligible			0.3	
Pavilion, °	0.10		EX	1.17	EX
Pavilion, notch.	0.0, Negligible			0.3	

