

# Illustrated Report For Square Radiant

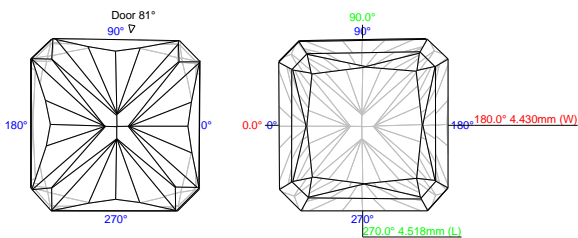
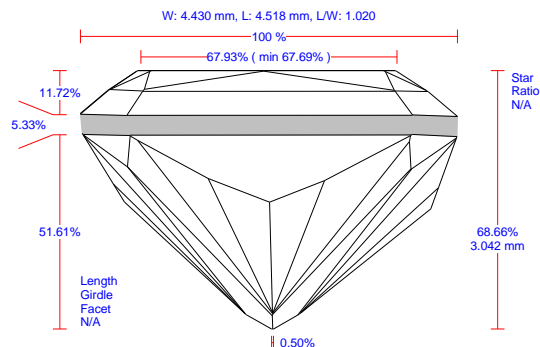
Polished Square Radiant

04.10.2012

Model Simple  
 Expert name N/A  
 Scale weight, ct  
 Model mass, ct 0.51, 0.5145  
 Spread -0.07 ct, -14.73 %  
 Extra Facet Girdle / Nat No

| Width    | Length   | Ratio (L/W) | Corner Ratio | Diameter Minimum | Diameter Maximum |
|----------|----------|-------------|--------------|------------------|------------------|
| 4.430 mm | 4.518 mm | 1.020       | 1.005        | 4.430 mm         | 5.584 mm         |

| Total height        | Crown height: Side | Pavilion height: Side | Table: Side | Girdle: Side | Culet    |
|---------------------|--------------------|-----------------------|-------------|--------------|----------|
| 3.042 mm<br>68.66 % | 0.519 mm           | 2.286 mm              | 3.039 mm    | 0.236 mm     | 0.022 mm |

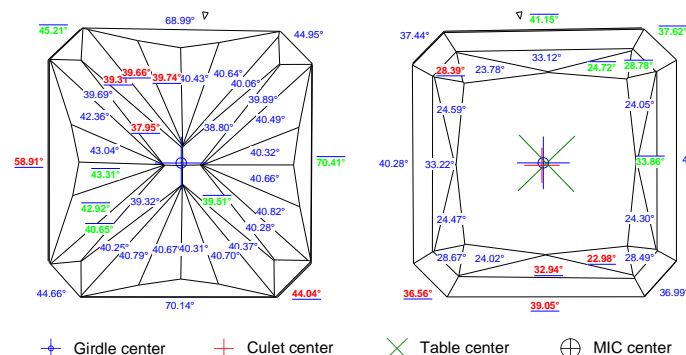


Appraiser title N/A  
 Overall cut quality N/A  
 Symmetry appraiser title Internal  
 Overall symmetry quality GD  
 Model building info The model is built correctly

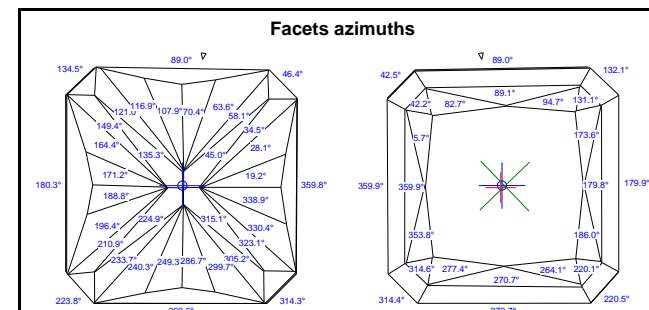
|                     |  |
|---------------------|--|
| <b>Color</b>        |  |
| <b>Clarity</b>      |  |
| <b>Polish</b>       |  |
| <b>Fluorescence</b> |  |

| Parameters                     | Avg    | Min    | Max    | Dev   |
|--------------------------------|--------|--------|--------|-------|
| Crown height: Side, %          | 11.72  | 11.16  | 12.03  | 0.88  |
| Crown height: Joint, %         | N/A    | N/A    | N/A    | N/A   |
| Pavilion height: Side, %       | 51.61  | 50.82  | 52.37  | 1.55  |
| Pavilion height: Joint, %      | N/A    | N/A    | N/A    | N/A   |
| Table: Side, %                 | 67.93  | 67.69  | 68.18  | 0.49  |
| Table: Corner w.r.t. Corner, % | 70.12  | 70.11  | 70.12  | 0.01  |
| Table: Corner w.r.t. Width, %  | 87.46  | 87.26  | 87.65  | 0.39  |
| Diameter: Corner, %            | 124.73 | 124.44 | 125.02 | 0.59  |
| Girdle thickness: Side, %      | 5.33   | 4.85   | 5.85   | 1.00  |
| Girdle thickness: Joint, %     | N/A    | N/A    | N/A    | N/A   |
| Corner angle width, %          | 12.03  | 11.75  | 12.70  | 0.95  |
| Corner angle length, %         | 12.25  | 11.52  | 13.10  | 1.57  |
| Culet, %                       | 0.50   | 0.31   | 0.57   | 0.26  |
| Crown 1 Main height, %         | 6.41   | 6.35   | 6.49   | 0.14  |
| Crown 1 Corner height, %       | 6.58   | 6.16   | 6.90   | 0.74  |
| Crown 2 Main height, %         | 5.56   | 5.23   | 5.83   | 0.60  |
| Crown 2 Corner height, %       | 5.48   | 5.33   | 5.62   | 0.29  |
| Crown Star height, %           | 5.12   | 4.73   | 5.39   | 0.66  |
| Pavilion 1 Main height, %      | 18.90  | 17.87  | 19.51  | 1.64  |
| Pavilion 1 Corner height, %    | 9.29   | 8.61   | 10.00  | 1.38  |
| Pavilion 2 Corner height, %    | 42.49  | 41.08  | 43.22  | 2.14  |
| Pavilion 2 Main height, %      | N/A    | N/A    | N/A    | N/A   |
| Pavilion Halves 1 height, %    | 47.12  | 45.98  | 48.40  | 2.42  |
| Pavilion Halves 2 height, %    | 47.02  | 46.04  | 48.30  | 2.26  |
| Pavilion Halves 3 height, %    | 34.59  | 33.13  | 35.61  | 2.48  |
| Crown 1 Main angle, °          | 40.16  | 39.05  | 41.15  | 2.10  |
| Crown 1 Corner angle, °        | 37.15  | 36.56  | 37.62  | 1.06  |
| Crown 2 Main angle, °          | 33.28  | 32.94  | 33.86  | 0.92  |
| Crown 2 Corner angle, °        | 28.58  | 28.39  | 28.78  | 0.39  |
| Crown Star angle, °            | 24.11  | 22.98  | 24.72  | 1.73  |
| Pavilion 1 Main angle, °       | 67.12  | 58.91  | 70.41  | 11.50 |
| Pavilion 1 Corner angle, °     | 44.72  | 44.04  | 45.21  | 1.18  |
| Pavilion 2 Corner angle, °     | 38.89  | 37.95  | 39.51  | 1.56  |
| Pavilion 2 Main angle, °       | N/A    | N/A    | N/A    | N/A   |
| Pavilion Halves 1 angle, °     | 40.06  | 39.31  | 40.65  | 1.34  |
| Pavilion Halves 2 angle, °     | 41.05  | 39.66  | 42.92  | 3.26  |
| Pavilion Halves 3 angle, °     | 41.06  | 39.74  | 43.31  | 3.57  |
| Girdle facet angle, °          | 86.96  | 84.28  | 89.95  | 5.66  |

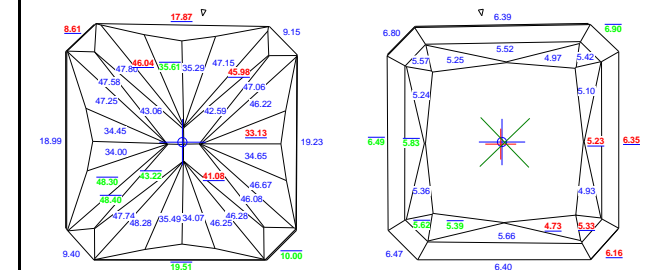
## Facets angles



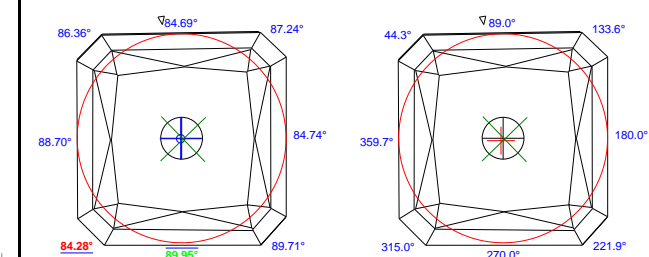
|                                   |                  |                   |
|-----------------------------------|------------------|-------------------|
| Girdle-Culet offset by table axis | 1.05 ± 0.29, %   | 0.047 ± 0.013, mm |
| Girdle-Table offset by table axis | 1.21 ± 0.25, %   | 0.054 ± 0.011, mm |
| Table-Culet offset by table axis  | 1.88 ± 0.30, %   | 0.083 ± 0.013, mm |
| Girdle to table-culet line offset | 0.89 %, 0.039 mm |                   |



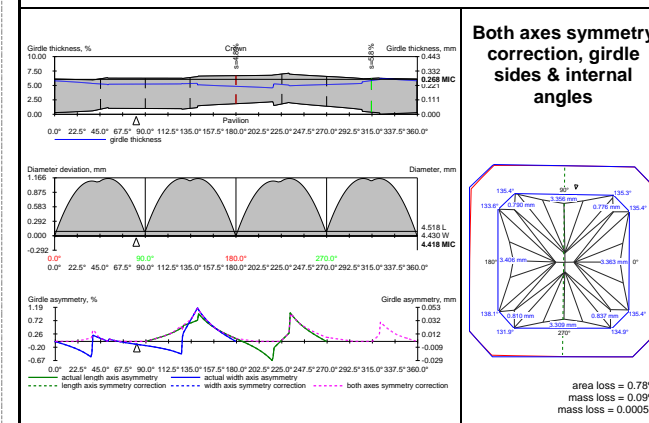
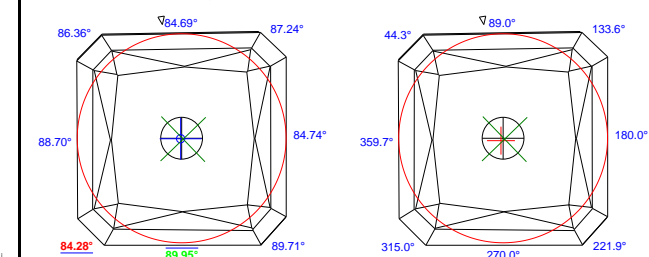
## Facets heights (%)



## Girdle facets angles & MIC



## Girdle facets azimuths & MIC



|   |                   |                   |
|---|-------------------|-------------------|
| Width-wise culet shift ratio (by width)   | 2.257 mm, 50.95 % | 2.173 mm, 49.05 % |
| Length-wise culet shift ratio (by width)  | 2.212 mm, 49.94 % | 2.308 mm, 52.10 % |
| Length-wise culet shift ratio (by length) | 2.212 mm, 48.97 % | 2.308 mm, 51.08 % |