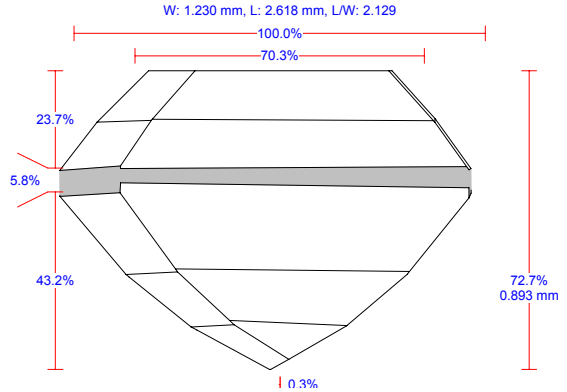


General information

Model Simple
 Expert name Makoed A.G.
 Report date 19.02.2007
 Real weight, ct
 Calculated weight, ct 0.03, 0.0288
 Appraiser title AGS_2005
 Overall cut quality N/A
 Symmetry appraiser title Internal
 Overall symmetry quality PR
 Spread -0.00 ct, -10.26 %
 EF / Nat No



Main parameters

Parameter		Avg	Min	Max	Dev	Cut	Sym
Width, length	mm		1.230	2.618	Ratio: 2.129	N/A	
Crown height	%	23.69	23.53	23.94	0.40	N/A	EX
Crown height	mm	0.291	0.289	0.294	0.005		
Pavilion height	%	43.17	42.30	44.82	2.52	N/A	FR
Pavilion height	mm	0.531	0.520	0.551	0.031		
Total height	%	72.65				N/A	
Total height	mm	0.893					
Table	%	70.35	59.19	81.50	22.31	N/A	N/A
Table	mm	1.431	0.728	2.133	1.406		
Culet	%	N/A	0.34	4.42	4.08	N/A	PR
Culet	mm	N/A	0.004	0.054	0.050		
Culet length	%	0.55					
Culet length	mm	1.443					
Girdle thickness	%	5.80	4.28	6.41	2.14		FR
Girdle thickness	mm	0.071	0.053	0.079	0.026		
Crown Main 1 angle	°	54.09	52.68	55.15	2.47		
Crown Main 1 height	%	12.13	11.79	12.51	0.72		
Crown Main 1 height	mm	0.149	0.145	0.154	0.009		
Crown Main 2 angle	°	47.27	45.82	48.39	2.57		
Crown Main 2 height	%	12.38	12.13	12.55	0.42		
Crown Main 2 height	mm	0.152	0.149	0.154	0.005		
Crown Main 3 angle	°	N/A	N/A	N/A	N/A		
Crown Main 3 height	%	N/A	N/A	N/A	N/A		
Crown Main 3 height	mm	N/A	N/A	N/A	N/A		
Crown Main 4 angle	°	N/A	N/A	N/A	N/A		
Crown Main 4 height	%	N/A	N/A	N/A	N/A		
Crown Main 4 height	mm	N/A	N/A	N/A	N/A		
Crown Main 5 angle	°	N/A	N/A	N/A	N/A		
Crown Main 5 height	%	N/A	N/A	N/A	N/A		
Crown Main 5 height	mm	N/A	N/A	N/A	N/A		
Crown Corner 1 angle	°	N/A	N/A	N/A	N/A		
Crown Corner 1 height	%	N/A	N/A	N/A	N/A		
Crown Corner 1 height	mm	N/A	N/A	N/A	N/A		
Crown Corner 2 angle	°	N/A	N/A	N/A	N/A		
Crown Corner 2 height	%	N/A	N/A	N/A	N/A		
Crown Corner 2 height	mm	N/A	N/A	N/A	N/A		
Crown Corner 3 angle	°	N/A	N/A	N/A	N/A		
Crown Corner 3 height	%	N/A	N/A	N/A	N/A		
Crown Corner 3 height	mm	N/A	N/A	N/A	N/A		
Crown Corner 4 angle	°	N/A	N/A	N/A	N/A		
Crown Corner 4 height	%	N/A	N/A	N/A	N/A		
Crown Corner 4 height	mm	N/A	N/A	N/A	N/A		
Crown Corner 5 angle	°	N/A	N/A	N/A	N/A		
Crown Corner 5 height	%	N/A	N/A	N/A	N/A		
Crown Corner 5 height	mm	N/A	N/A	N/A	N/A		
Pavilion Main 1 angle	°	51.30	51.01	51.85	0.84		
Pavilion Main 1 height	%	20.57	19.69	21.58	1.89		
Pavilion Main 1 height	mm	0.253	0.242	0.265	0.023		
Pavilion Main 2 angle	°	40.63	40.38	40.90	0.51		
Pavilion Main 2 height	%	13.76	13.21	14.70	1.49		
Pavilion Main 2 height	mm	0.169	0.162	0.181	0.018		
Pavilion Main 3 angle	°	30.42	29.90	31.33	1.43		
Pavilion Main 3 height	%	10.35	9.43	10.88	1.45		
Pavilion Main 3 height	mm	0.127	0.116	0.134	0.018		

Parameter		Avg	Min	Max	Dev	Cut	Sym
Pavilion Main 4 angle	°	N/A	N/A	N/A	N/A		
Pavilion Main 4 height	%	N/A	N/A	N/A	N/A		
Pavilion Main 4 height	mm	N/A	N/A	N/A	N/A		
Pavilion Main 5 angle	°	N/A	N/A	N/A	N/A		
Pavilion Main 5 height	%	N/A	N/A	N/A	N/A		
Pavilion Main 5 height	mm	N/A	N/A	N/A	N/A		
Pavilion Corner 1 angle	°	N/A	N/A	N/A	N/A		
Pavilion Corner 1 height	%	N/A	N/A	N/A	N/A		
Pavilion Corner 1 height	mm	N/A	N/A	N/A	N/A		
Pavilion Corner 2 angle	°	N/A	N/A	N/A	N/A		
Pavilion Corner 2 height	%	N/A	N/A	N/A	N/A		
Pavilion Corner 2 height	mm	N/A	N/A	N/A	N/A		
Pavilion Corner 3 angle	°	N/A	N/A	N/A	N/A		
Pavilion Corner 3 height	%	N/A	N/A	N/A	N/A		
Pavilion Corner 3 height	mm	N/A	N/A	N/A	N/A		
Pavilion Corner 4 angle	°	N/A	N/A	N/A	N/A		
Pavilion Corner 4 height	%	N/A	N/A	N/A	N/A		
Pavilion Corner 4 height	mm	N/A	N/A	N/A	N/A		
Pavilion Corner 5 angle	°	N/A	N/A	N/A	N/A		
Pavilion Corner 5 height	%	N/A	N/A	N/A	N/A		
Pavilion Corner 5 height	mm	N/A	N/A	N/A	N/A		

Detailed parameters

Parameter		1	2	3	4
Crown height	%	23.94	23.56	23.74	23.53
Crown height	mm	0.294	0.290	0.292	0.289
Pavilion height	%	42.30	44.82	42.53	43.01
Pavilion height	mm	0.520	0.551	0.523	0.529
Table	%	59.19	81.50		
Table	mm	0.728	2.133		
Girdle thickness	%	6.41	4.28	6.38	6.11
Girdle thickness	mm	0.079	0.053	0.078	0.075
Girdle facet angle	°	89.98	89.97	89.90	89.91
Girdle facet azimuth	°	88.84	268.17	0.14	176.01
Corner angle width	%	0.01	0.00	0.01	0.00
Corner angle width	mm	0.000	0.000	0.000	0.000
Corner angle length	%	0.00	0.00	0.00	0.00
Corner angle length	mm	0.000	0.000	0.000	0.000
Crown Main 1 angle	°	54.38	55.15	54.15	52.68
Crown Main 1 height	%	12.51	12.01	12.20	11.79
Crown Main 1 height	mm	0.154	0.148	0.150	0.145
Crown Main 1 azimuth	°	0.2	89.1	176.2	268.3
Crown Main 2 angle	°	48.10	48.39	46.80	45.82
Crown Main 2 height	%	12.55	12.13	12.49	12.35
Crown Main 2 height	mm	0.154	0.149	0.154	0.152
Crown Main 2 azimuth	°	0.2	89.0	176.3	268.3
Crown Main 3 angle	°	N/A	N/A	N/A	N/A
Crown Main 3 height	%	N/A	N/A	N/A	N/A
Crown Main 3 height	mm	N/A	N/A	N/A	N/A
Crown Main 3 azimuth	°	N/A	N/A	N/A	N/A
Crown Main 4 angle	°	N/A	N/A	N/A	N/A
Crown Main 4 height	%	N/A	N/A	N/A	N/A
Crown Main 4 height	mm	N/A	N/A	N/A	N/A
Crown Main 4 azimuth	°	N/A	N/A	N/A	N/A
Crown Main 5 angle	°	N/A	N/A	N/A	N/A
Crown Main 5 height	%	N/A	N/A	N/A	N/A
Crown Main 5 height	mm	N/A	N/A	N/A	N/A
Crown Main 5 azimuth	°	N/A	N/A	N/A	N/A
Crown Corner 1 angle	°	N/A	N/A	N/A	N/A
Crown Corner 1 height	%	N/A	N/A	N/A	N/A
Crown Corner 1 height	mm	N/A	N/A	N/A	N/A
Crown Corner 1 azimuth	°	N/A	N/A	N/A	N/A
Crown Corner 2 angle	°	N/A	N/A	N/A	N/A
Crown Corner 2 height	%	N/A	N/A	N/A	N/A
Crown Corner 2 height	mm	N/A	N/A	N/A	N/A
Crown Corner 2 azimuth	°	N/A	N/A	N/A	N/A
Crown Corner 3 angle	°	N/A	N/A	N/A	N/A
Crown Corner 3 height	%	N/A	N/A	N/A	N/A
Crown Corner 3 height	mm	N/A	N/A	N/A	N/A
Crown Corner 3 azimuth	°	N/A	N/A	N/A	N/A

Parameter		1	2	3	4
Crown Corner 4 angle	°	N/A	N/A	N/A	N/A
Crown Corner 4 height	%	N/A	N/A	N/A	N/A
Crown Corner 4 height	mm	N/A	N/A	N/A	N/A
Crown Corner 4 azimuth	°	N/A	N/A	N/A	N/A
Crown Corner 5 angle	°	N/A	N/A	N/A	N/A
Crown Corner 5 height	%	N/A	N/A	N/A	N/A
Crown Corner 5 height	mm	N/A	N/A	N/A	N/A
Crown Corner 5 azimuth	°	N/A	N/A	N/A	N/A
Pavilion Main 1 angle	°	51.13	51.20	51.85	51.01
Pavilion Main 1 height	%	19.69	21.58	19.91	21.12
Pavilion Main 1 height	mm	0.242	0.265	0.245	0.260
Pavilion Main 1 azimuth	°	359.9	89.5	175.8	268.8
Pavilion Main 2 angle	°	40.47	40.75	40.90	40.38
Pavilion Main 2 height	%	13.21	13.77	13.38	14.70
Pavilion Main 2 height	mm	0.162	0.169	0.165	0.181
Pavilion Main 2 azimuth	°	359.9	89.7	175.7	269.3
Pavilion Main 3 angle	°	30.05	31.33	30.40	29.90
Pavilion Main 3 height	%	10.60	9.43	10.88	10.49
Pavilion Main 3 height	mm	0.130	0.116	0.134	0.129
Pavilion Main 3 azimuth	°	359.9	90.9	175.6	270.1
Pavilion Main 4 angle	°	N/A	N/A	N/A	N/A
Pavilion Main 4 height	%	N/A	N/A	N/A	N/A
Pavilion Main 4 height	mm	N/A	N/A	N/A	N/A
Pavilion Main 4 azimuth	°	N/A	N/A	N/A	N/A
Pavilion Main 5 angle	°	N/A	N/A	N/A	N/A
Pavilion Main 5 height	%	N/A	N/A	N/A	N/A
Pavilion Main 5 height	mm	N/A	N/A	N/A	N/A
Pavilion Main 5 azimuth	°	N/A	N/A	N/A	N/A
Pavilion Corner 1 angle	°	N/A	N/A	N/A	N/A
Pavilion Corner 1 height	%	N/A	N/A	N/A	N/A
Pavilion Corner 1 height	mm	N/A	N/A	N/A	N/A
Pavilion Corner 1 azimuth	°	N/A	N/A	N/A	N/A
Pavilion Corner 2 angle	°	N/A	N/A	N/A	N/A
Pavilion Corner 2 height	%	N/A	N/A	N/A	N/A
Pavilion Corner 2 height	mm	N/A	N/A	N/A	N/A
Pavilion Corner 2 azimuth	°	N/A	N/A	N/A	N/A
Pavilion Corner 3 angle	°	N/A	N/A	N/A	N/A
Pavilion Corner 3 height	%	N/A	N/A	N/A	N/A
Pavilion Corner 3 height	mm	N/A	N/A	N/A	N/A
Pavilion Corner 3 azimuth	°	N/A	N/A	N/A	N/A
Pavilion Corner 4 angle	°	N/A	N/A	N/A	N/A
Pavilion Corner 4 height	%	N/A	N/A	N/A	N/A
Pavilion Corner 4 height	mm	N/A	N/A	N/A	N/A
Pavilion Corner 4 azimuth	°	N/A	N/A	N/A	N/A
Pavilion Corner 5 angle	°	N/A	N/A	N/A	N/A
Pavilion Corner 5 height	%	N/A	N/A	N/A	N/A
Pavilion Corner 5 height	mm	N/A	N/A	N/A	N/A
Pavilion Corner 5 azimuth	°	N/A	N/A	N/A	N/A

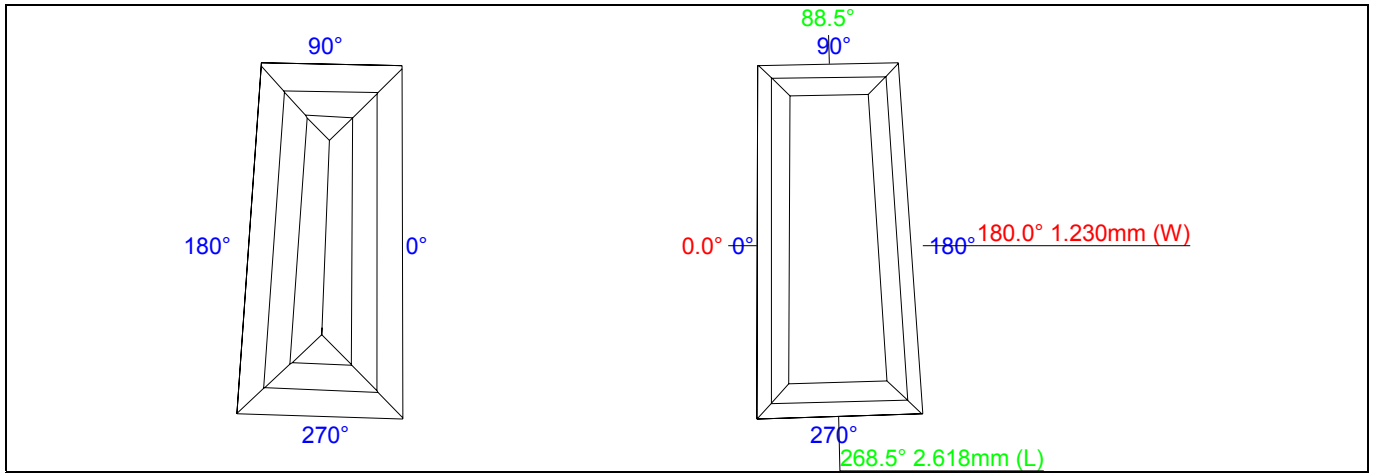
Girdle side width & length		1	2
Girdle side width	%	84.76	100.05
Girdle side width	mm	1.042	1.230
Girdle side length	%	212.96	212.00
Girdle side length	mm	2.619	2.607
Girdle side width-based length	%	212.84	211.85
Girdle side width-based length	mm	2.617	2.605

Offset		Distance	Width wise	Length wise
Culet-Table offset by table axis	%	53.31 ± 0.92	2.55	53.25
Culet-Table offset by table axis	mm	0.656 ± 0.011	0.031	0.655
Girdle-Culet offset by table axis	%	64.49 ± 0.90	2.56	64.44
Girdle-Culet offset by table axis	mm	0.793 ± 0.011	0.031	0.792
Girdle-Table offset by table axis	%	11.19 ± 0.88	0.01	11.19
Girdle-Table offset by table axis	mm	0.138 ± 0.011	0.000	0.138
Girdle to table-culet line offset	%	25.01		
Girdle to table-culet line offset	mm	0.308		

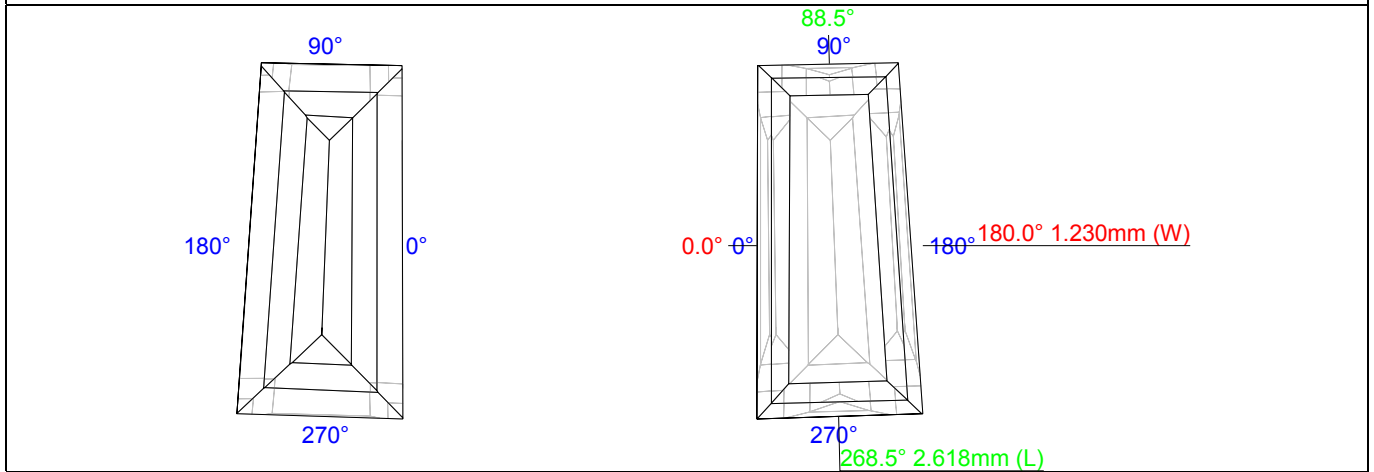
Culet shift ratio by width & length		
Width	1.230 mm, 100%	
Width-wise culet shift ratio	0.629 mm, 51.19 %	0.600 mm, 48.81 %
Length	2.618 mm, 100%	
Length-wise culet shift ratio	0.640 mm, 24.46 %	2.000 mm, 76.39 %

Culet shift ratio by main diameter		
Main diameter (width)	1.230 mm, 100%	
Width-wise culet shift ratio	0.629 mm, 51.19 %	0.600 mm, 48.81 %
Length-wise culet shift ratio	0.640 mm, 52.06 %	2.000 mm, 162.61 %

Crown and pavilion views of the diamond with indication of the diameter minimum and maximum

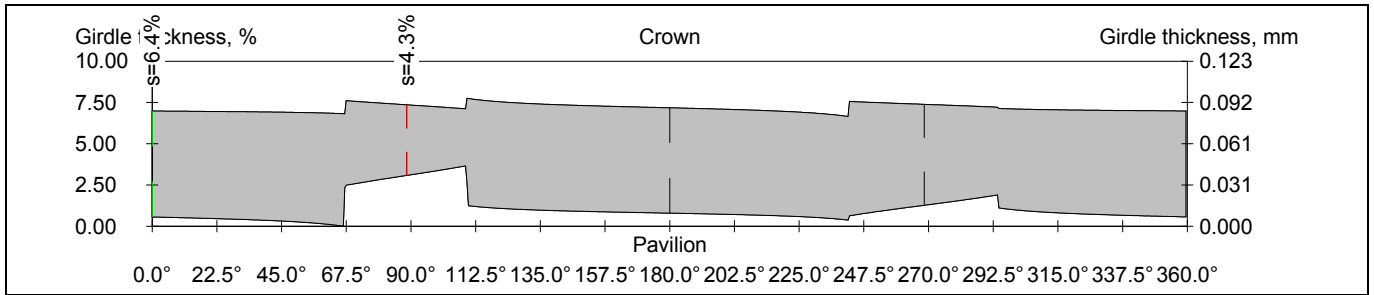


Invisible edges are hidden

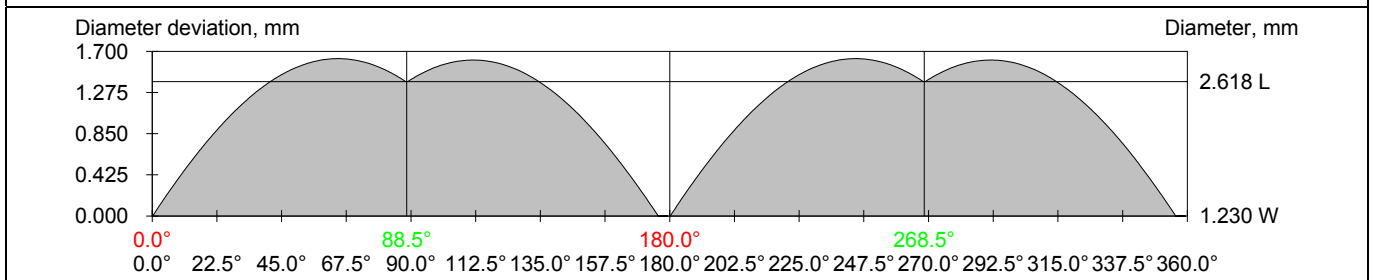


Invisible edges are drawn taking refraction into account

Plots

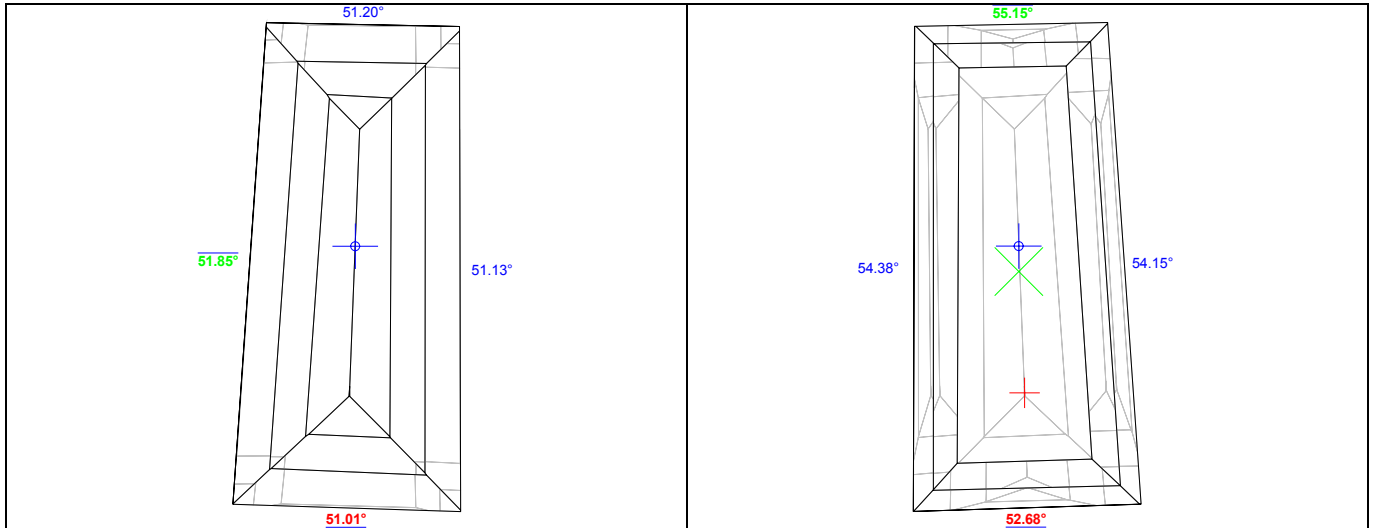


Girdle thickness plot

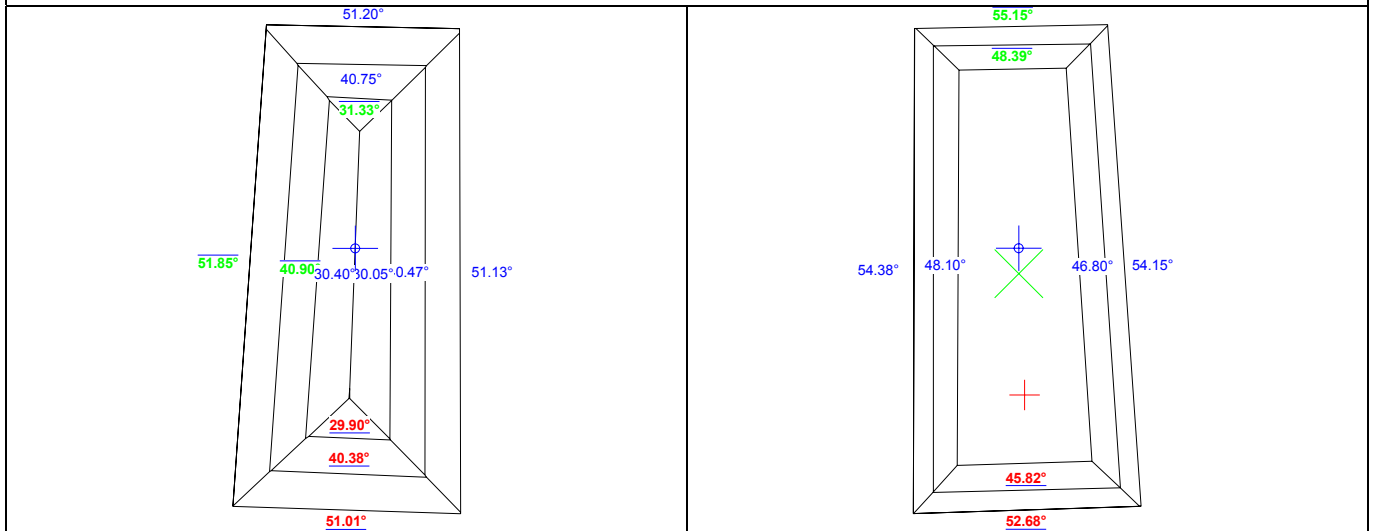


Diameter variation plot

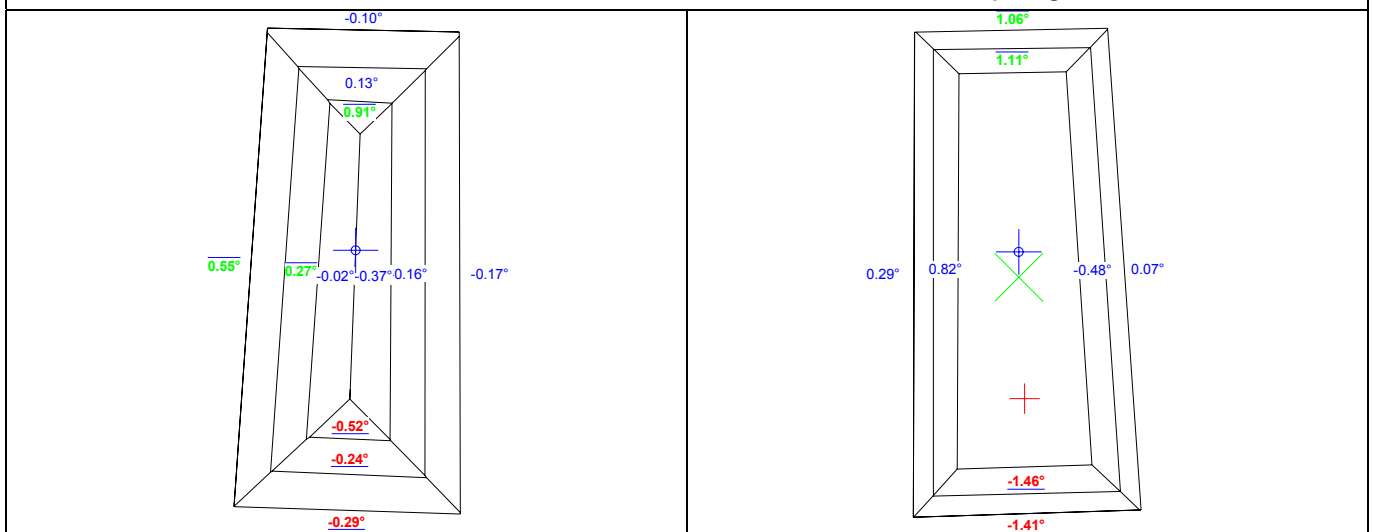
Facets' azimuth and slope angles



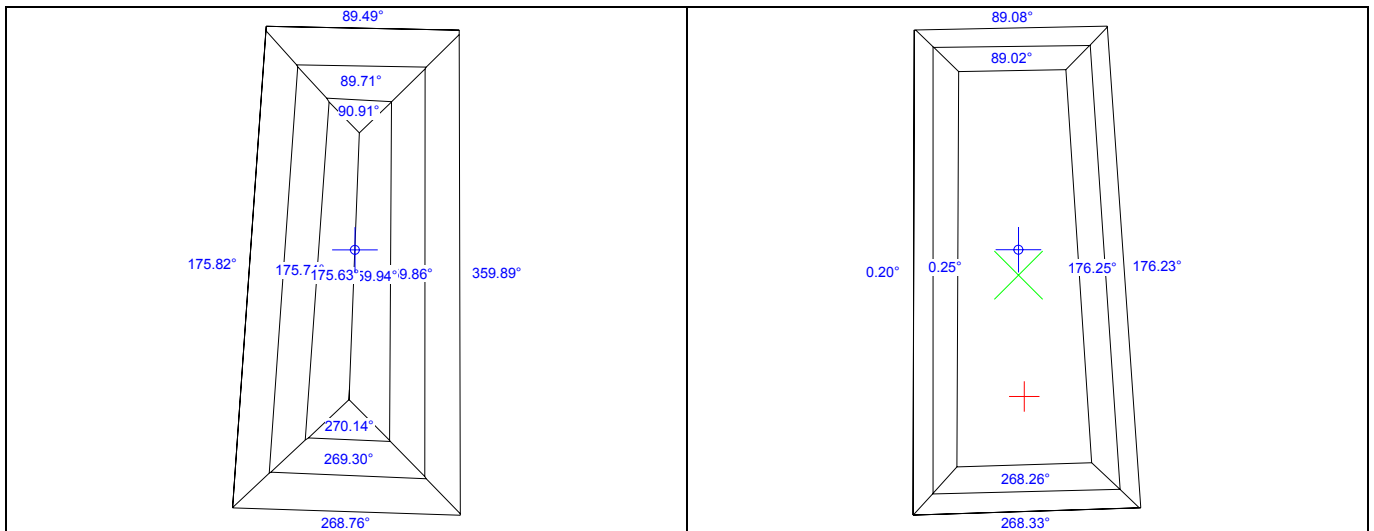
Pavilion and crown views of the diamond with indication of main facets' slope angles
Invisible edges are drawn taking refraction into account



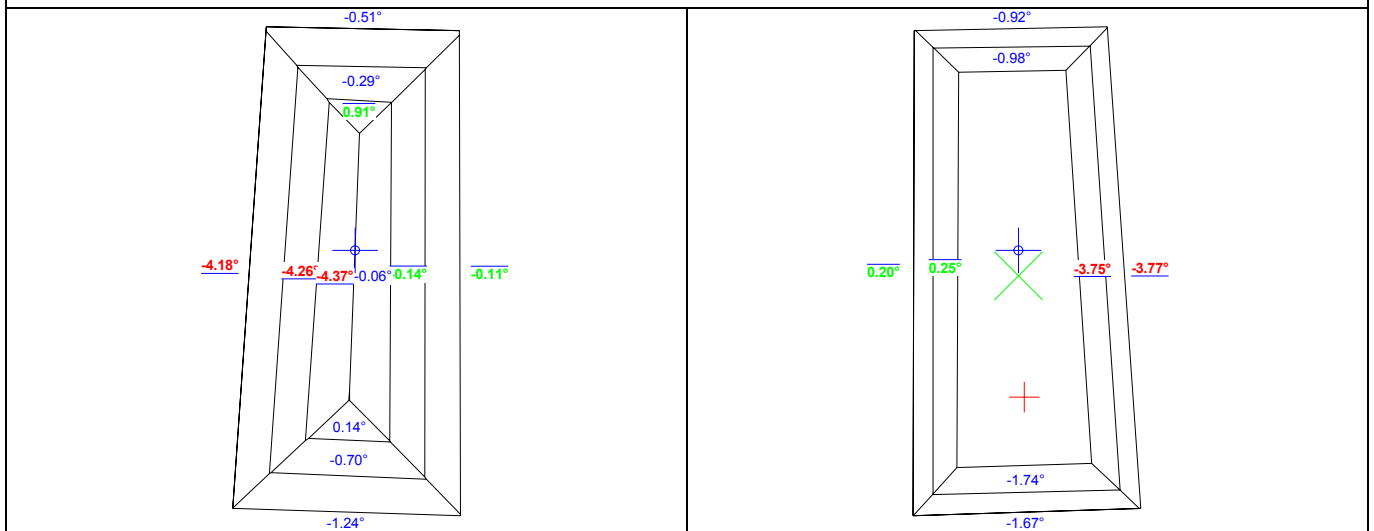
Pavilion and crown views of the diamond with indication of facets' slope angles



Pavilion and crown views of the diamond with indication of deviation of facets' slope angles from the average values

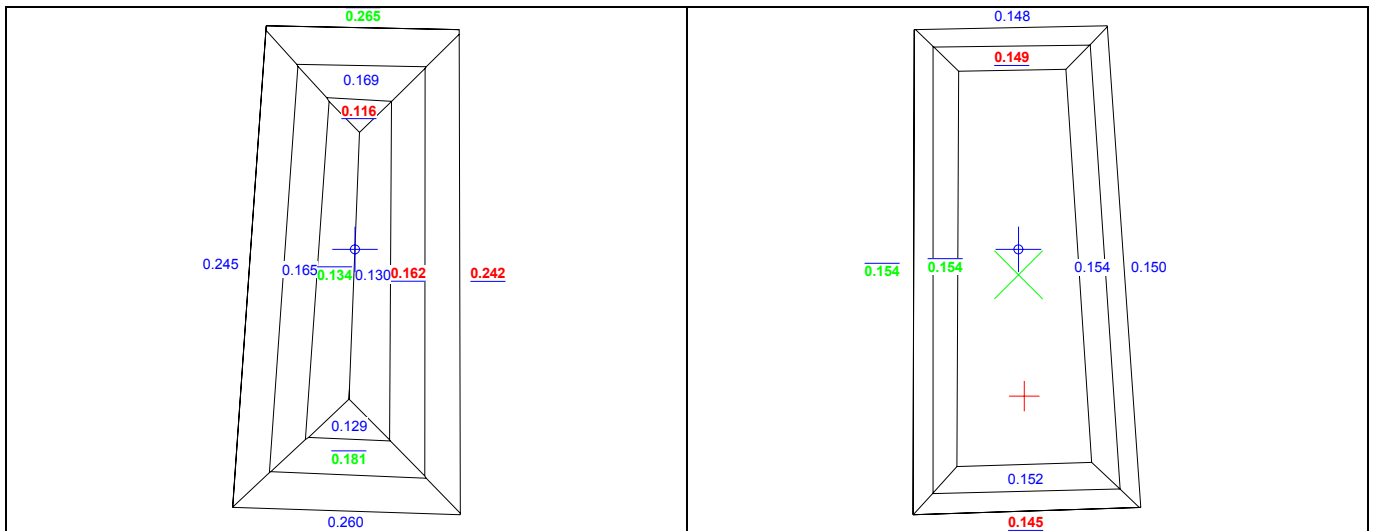


Pavilion and crown views of the diamond with indication of facets' azimuth angles

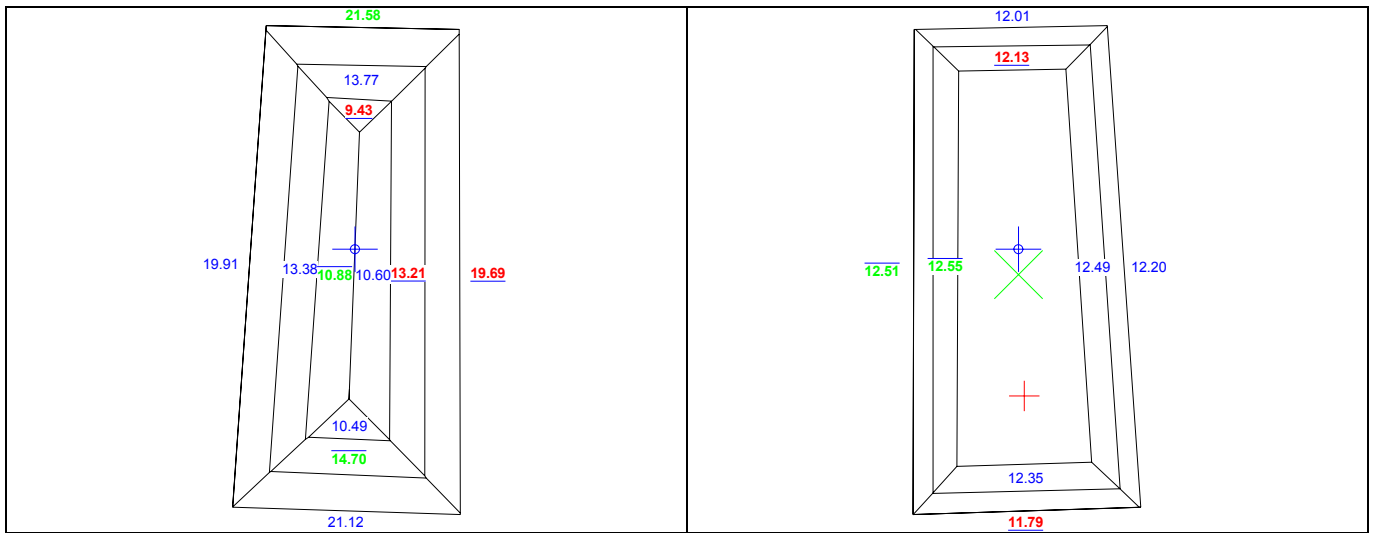


Pavilion and crown views of the diamond with indication of deviation of facets' azimuth angles from their ideal positions for the emerald.

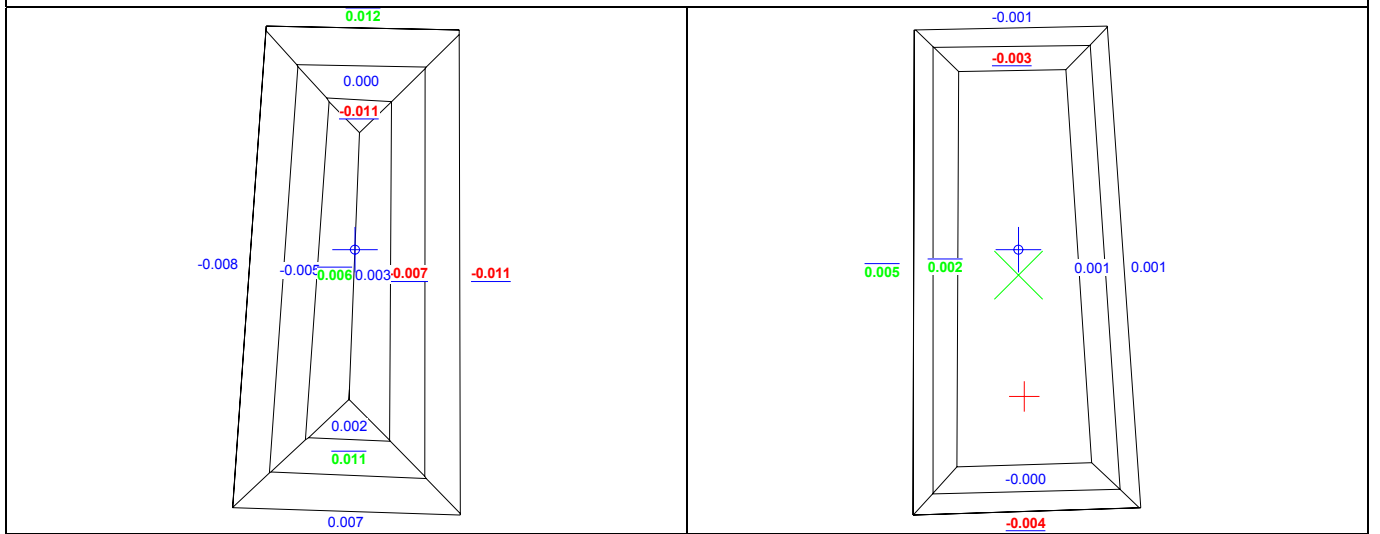
Facets' heights



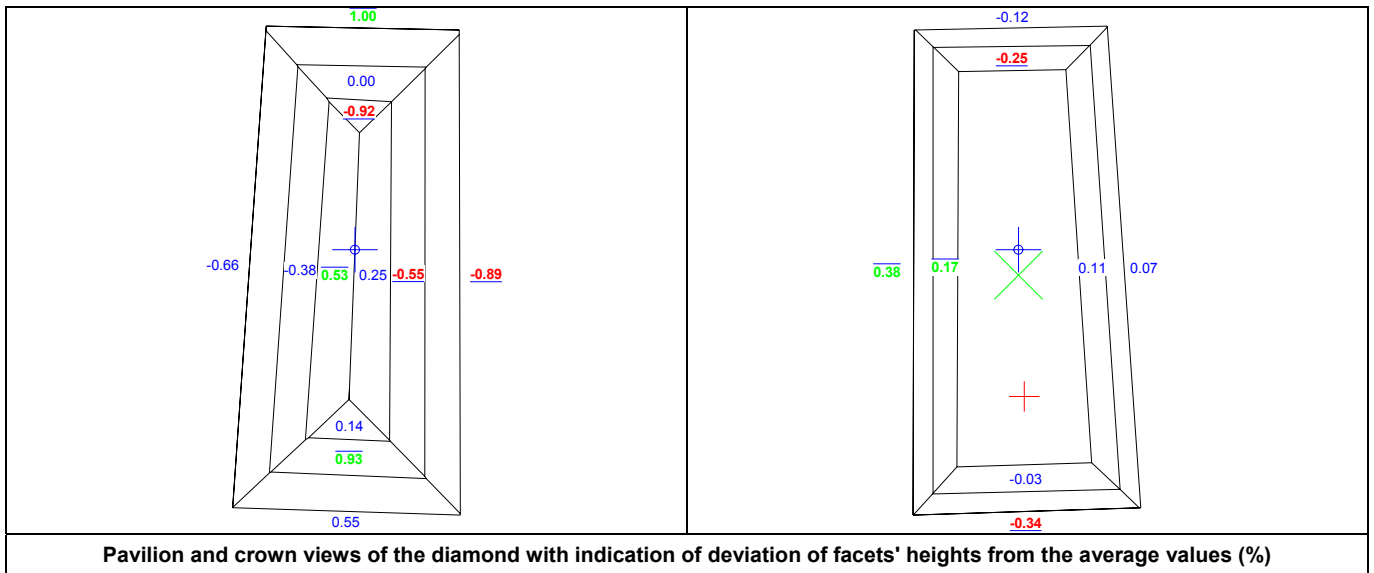
Pavilion and crown views of the diamond with indication of facets' heights (mm)



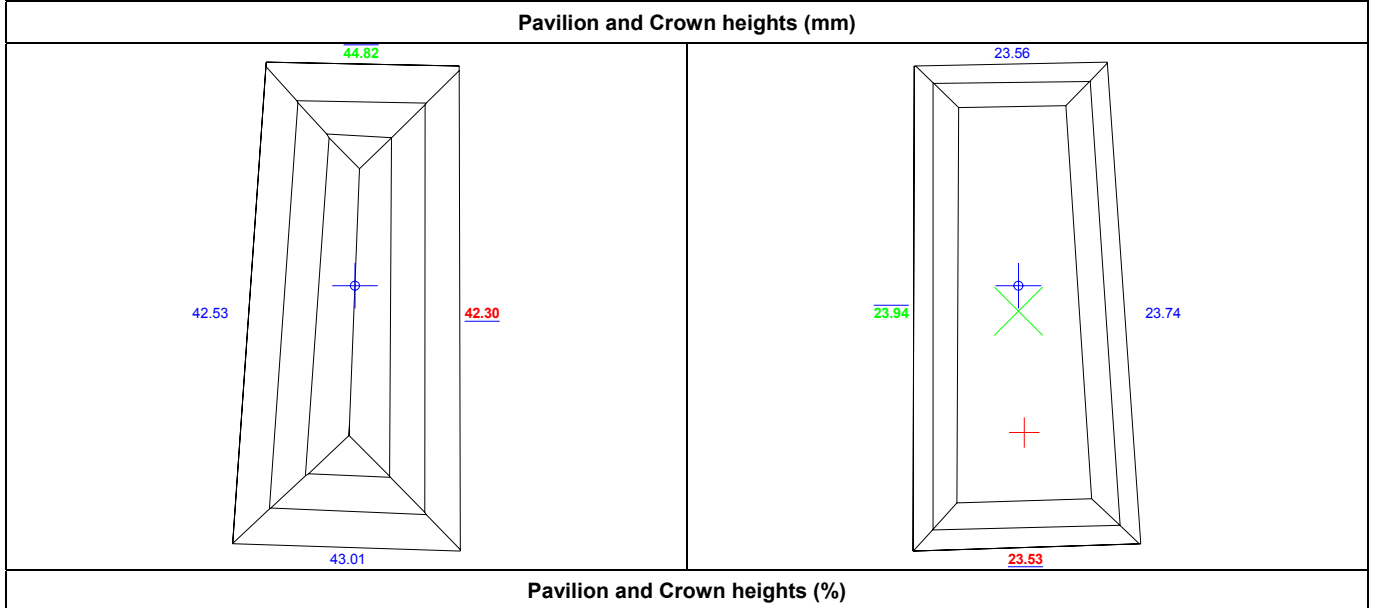
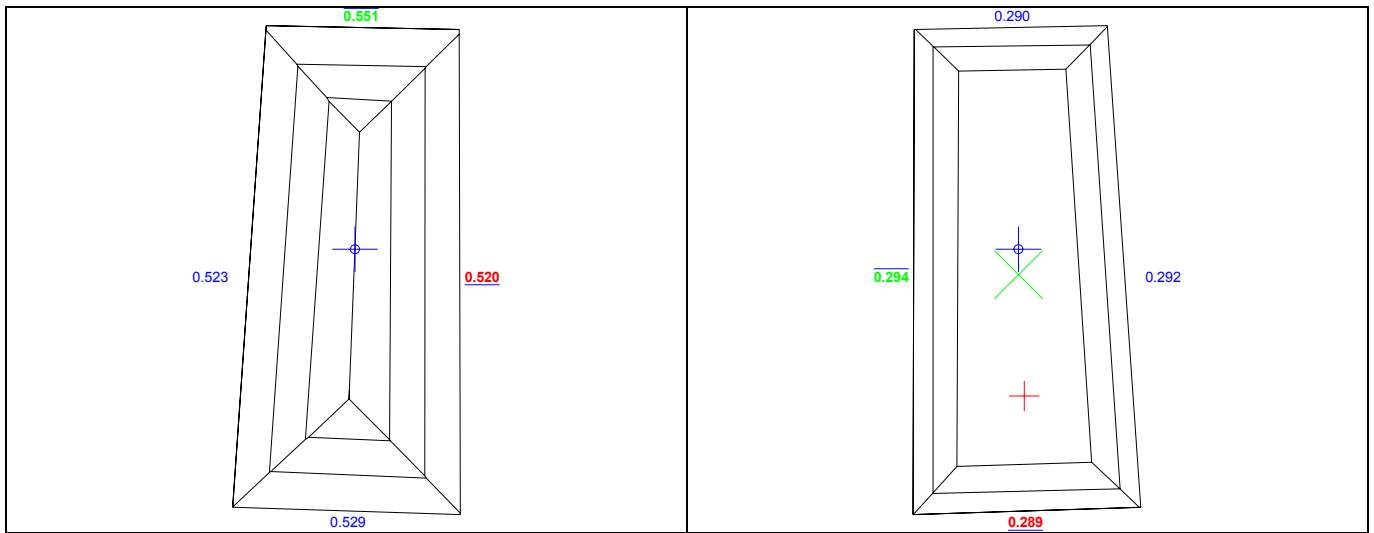
Pavilion and crown views of the diamond with indication of facets' heights (%)

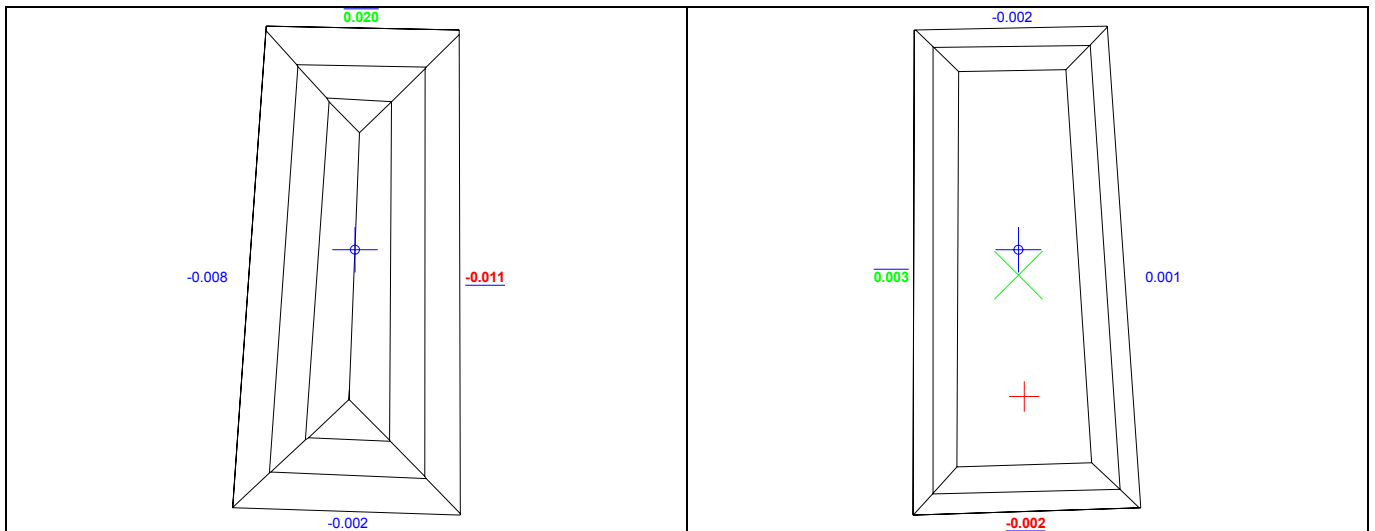


Pavilion and crown views of the diamond with indication of deviation of facets' heights from the average values (mm)

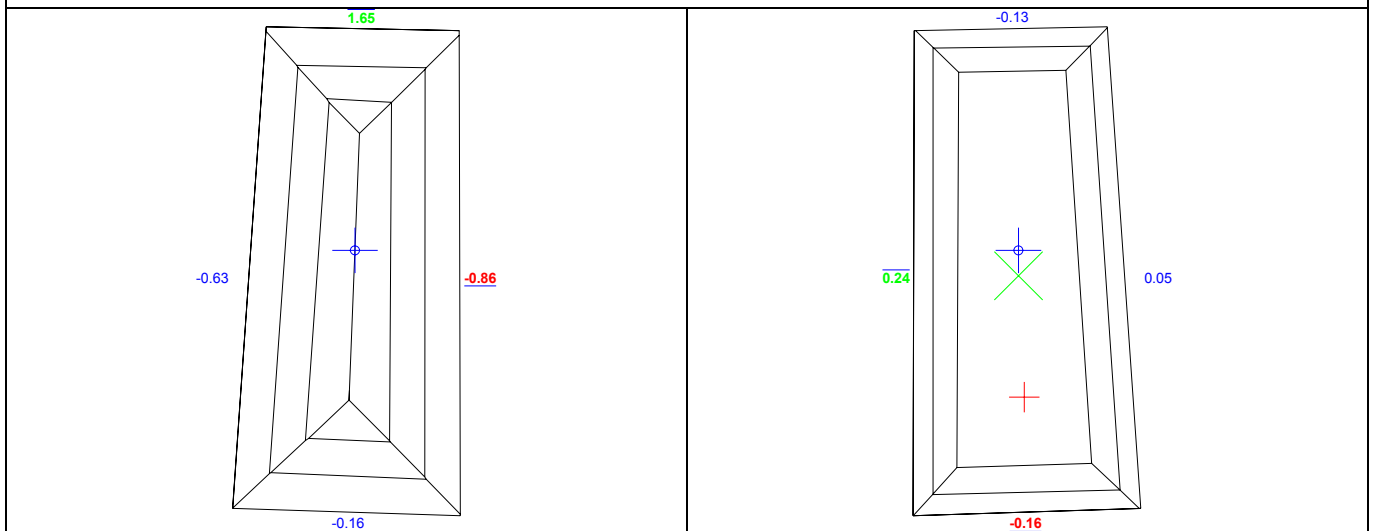


Pavilion and Crown heights



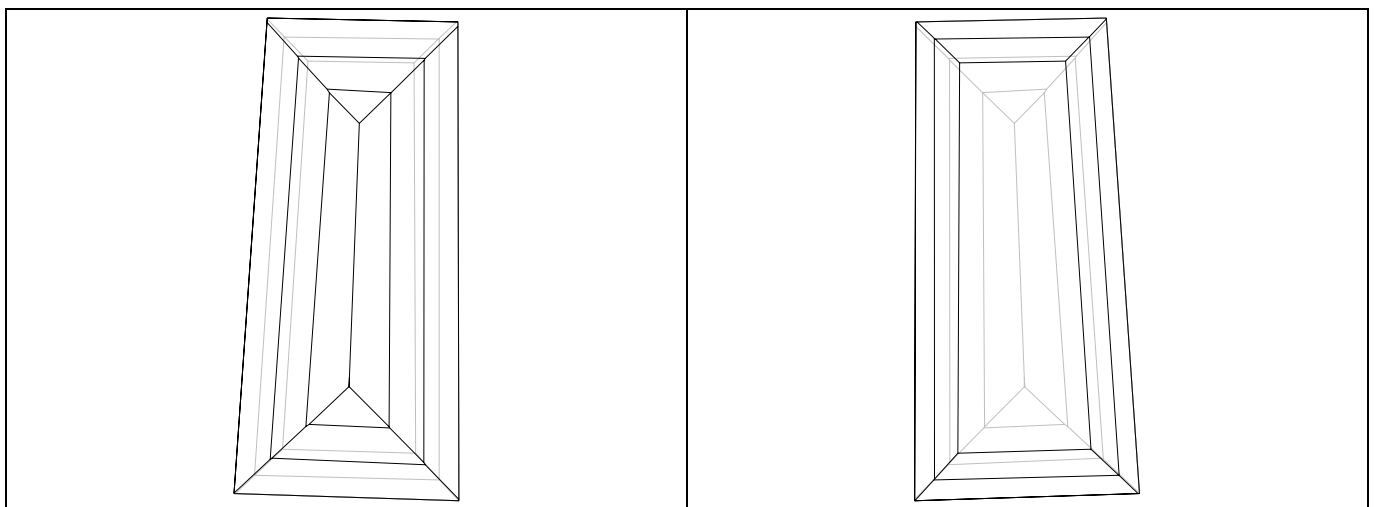


Deviations of Pavilion and Crown heights from the average values (mm)






Deviations of Pavilion and Crown heights from the average values (%)

Additional Illustrations



Pavilion and crown views of the diamond with indication of invisible edges without refraction

	Girdle center		Culet center		Table center
---	---------------	---	--------------	---	--------------