

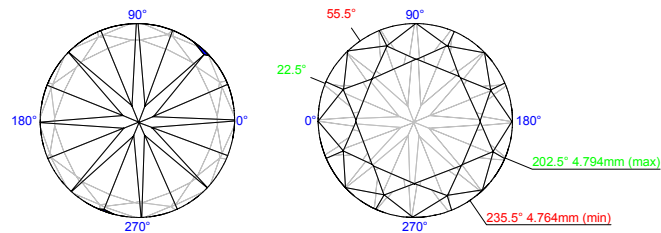
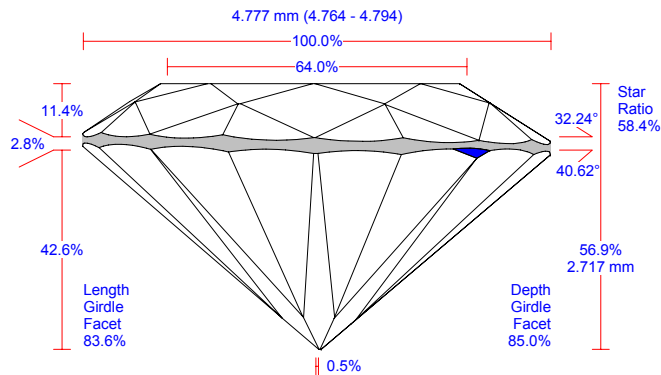
# HELIUM ILLUSTRATED REPORT

Polished Brilliant

Model: Simple  
 Expert name: Makoed A.G.  
 Report date: 28.11.2006  
 Real weight, ct:  
 Calculated weight, ct: 0.37, 0.3756  
 Measurements: 4.777 (4.764-4.794) x 2.717 /0.018 mm  
 Spread: 0.03 ct, 8.38%

## Average values, mm

Diam	Total height	Crown height	Pav. depth	Table	Culet	Girdle		
						Bezel	Bone	Valley
N/A	2.717	0.543	2.037	3.060	0.025	0.136	0.158	0.073



Appraiser title  
 Overall cut quality  
 Symmetry appraiser title  
 Overall symmetry quality

GIA\_PCT\_2006  
 F  
 Internal  
 FR

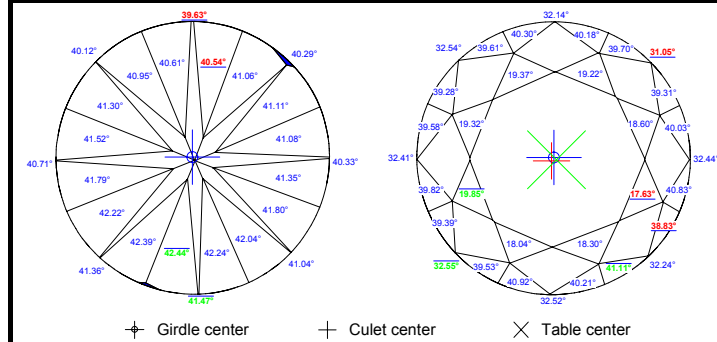
Color	
Clarity	
Polish	
Fluorescence	

Parameter	Avg	Min	Max	Dev	Cut	Sym
Diameter, mm	4.777	4.764	4.794	0.62%	N/A	VG
Crown angle, °	32.24	31.05	32.55	1.50	Grading	VG
Pavilion angle, °	40.62	39.63	41.47	1.84	Grading	GD
Total height, °	56.88				N/A	
Crown height, %	11.37	10.64	12.34	1.71	N/A	GD
Pavilion depth, %	42.64	41.67	43.72	2.05	N/A	GD
Table, %	64.05	63.84	64.15	0.31	Grading	EX
Culet, %	0.53	0.35	0.63	0.28	E	EX
Girdle Bezel, %	2.84	2.39	3.40	1.01	E	GD
Girdle Bone, %	3.30	2.94	3.80	0.86		VG
Girdle Valley, %	1.53	1.16	1.98	0.82	N/A	EX
Star: Upper ratio, %	58.39: 41.61	54.01: 45.99	63.15: 36.85	9.14		FR
Star angle, °	18.79	17.63	19.85	2.21		VG
Upper girdle angle, °	39.91	38.83	41.11	2.28		VG
Lower girdle angle / Halves angle, °	41.53	40.54	42.44	1.91		VG
Twist, °	1.38	0.03	3.61	3.58		FR
Crown height, mm	0.543	0.508	0.590	0.082	N/A	GD
Pavilion depth, mm	2.037	1.990	2.088	0.098	N/A	GD
Table, mm	3.060	3.050	3.064	0.015	Grading	EX
Culet, mm	0.025	0.017	0.030	0.013	E	EX
Girdle Bezel, mm	0.136	0.114	0.162	0.048	E	GD
Girdle Bone, mm	0.158	0.140	0.181	0.041		VG
Girdle Valley, mm	0.073	0.055	0.095	0.039	N/A	EX

## Measurement as per OctoNus theory:

Crown angle, °	32.24	31.80	32.42	0.62		
Pavilion angle, °	40.62	40.52	40.82	0.31		
Fish eye effect, °			3.36		N/A	
Culet through Crown Bezel, °			25.30		N/A	

Parameter, °	1	2	3	4	5	6	7	8
Pav. azimuths dev. from ideal	0.00	0.09	0.15	1.58	1.30	0.36	0.11	0.03
Crown azimuths dev. from ideal	0.04	0.81	-0.38	-0.42	-2.31	1.24	0.08	3.22
Crown painting	-1.37	-1.48	-2.05	-0.65	-1.03	-1.14	-0.84	-2.94
	-1.42	-4.24	-0.80	-2.93	-0.33	-1.85	-1.72	-0.43
Pavilion painting	-0.16	-2.07	-1.37	-0.75	0.98	-0.30	0.35	-0.41
	0.10	-1.29	0.97	-0.60	0.16	-0.35	-0.16	0.17

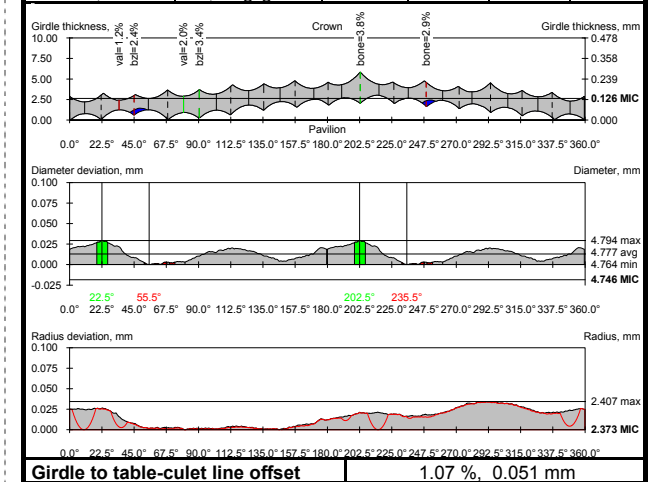


Offset by table axis		
Girdle-Culet	1.52 ± 0.26, %	0.073 ± 0.012, mm
Girdle-Table	1.24 ± 0.23, %	0.059 ± 0.011, mm
Table-Culet	1.83 ± 0.27, %	0.087 ± 0.013, mm

1	2	3	4	5	6	7	8
4.783	4.772	4.775	4.775				
32.41	32.54	32.14	31.05	32.44	32.24	32.52	32.55
40.33	40.29	39.63	40.12	40.71	41.36	41.47	41.04
12.34	12.14	11.54	10.84	10.64	10.64	11.16	11.64
41.67	42.24	41.95	42.85	43.48	43.72	43.06	42.18
64.07	64.15	64.14	63.84				
2.87	2.39	3.40	3.19	2.72	2.47	2.60	3.06
2.99	3.54	3.44	3.07	3.80	2.94	3.59	3.05
1.43	1.16	1.38	1.98	1.96	1.76	1.68	1.35
1.63	1.34	1.27	1.17	1.44	1.70	1.73	1.54
54.65: 45.35	57.84: 42.16	60.63: 39.37	58.79: 41.21	63.15: 36.85	60.26: 39.74	57.78: 42.22	54.01: 45.99
19.32	19.37	19.22	18.60	17.63	18.30	18.04	19.85
39.58	39.28	39.61	40.30	40.18	39.70	39.31	40.03
40.83	38.83	41.11	40.21	40.92	39.53	39.39	39.82
41.08	41.11	41.06	40.54	40.61	40.95	41.30	41.52
41.79	42.22	42.39	42.44	42.24	42.04	41.80	41.35
0.04	0.73	0.54	2.00	3.61	0.88	0.03	3.19
0.590	0.580	0.551	0.518	0.508	0.508	0.533	0.556
1.990	2.018	2.004	2.047	2.077	2.088	2.057	2.015
3.061	3.064	3.064	3.050				
0.137	0.114	0.162	0.153	0.130	0.118	0.124	0.146
0.143	0.169	0.164	0.147	0.181	0.140	0.171	0.146
0.068	0.055	0.066	0.095	0.094	0.084	0.080	0.065
0.078	0.064	0.060	0.056	0.069	0.081	0.083	0.074

32.42	32.39	32.33	31.80				
40.52	40.82	40.55	40.58				
Extra Facet / Nat			Yes (2)				
Girdle to MIC, mm			0.018				

Paint / Dug	Avg	Type	Sym	Dev	Sym
Crown, °	-1.58	Painting	EX	-4.24	EX
Crown, notch	0.4, Small			1.1	
Pavilion, °	-0.30		EX	-2.07	EX
Pavilion, notch	0.1, Negligible			0.6	



Girdle to table-culet line offset	1.07 %, 0.051 mm
-----------------------------------	------------------